



## INTERNATIONAL APPLICATION PUBLISHED UNDER THE PATENT COOPERATION TREATY (PCT)

<p>(51) International Patent Classification <sup>6</sup> : <b>C07D 401/04, A61K 31/445, C07D 221/16, 401/14, 401/12</b></p>	<p><b>A1</b></p>	<p>(11) International Publication Number: <b>WO 95/10515</b> (43) International Publication Date: 20 April 1995 (20.04.95)</p>
<p>(21) International Application Number: PCT/US94/11391 (22) International Filing Date: 12 October 1994 (12.10.94) (30) Priority Data: 08/137,435 15 October 1993 (15.10.93) US (71) Applicant: SCHERING CORPORATION [US/US]; 2000 Galloping Hill Road, Kenilworth, NJ 07033 (US). (72) Inventors: BISHOP, W., Robert; 17 Hopper Avenue, Pompton Plains, NJ 07444 (US). DOLL, Ronald, J.; 126 Union Avenue, Maplewood, NJ 07040 (US). MALLAMS, Alan, K.; 147 Kings Highway, Hackettstown, NJ 07840 (US). NJOROGE, F., George; 2597 Juliat Place, Union, NJ 07083 (US). PETRIN, Joanne, M.; 27 Anderson Parkway, Cedar Grove, NJ 07009 (US). PIWINSKI, John, J.; 6 Saddle Ridge Drive, Lebanon, NJ 08833 (US). REMISZEWSKI, Stacy, W.; 147 Honeysuckle Drive, Township of Washington, NJ 07675 (US). TAVERAS, Arthur, G.; 43 Crestwood Road, Rockaway, NJ 07866 (US). WOLIN, Ronald, L.; 406 Mountain Avenue, Westfield, NJ 07090 (US). (74) Agents: JEANETTE, Henry, C. et al.; Schering-Plough Corporation, Patent Department K-6-1 1990, 2000 Galloping Hill Road, Kenilworth, NJ 07033-0530 (US).</p>	<p>(81) Designated States: AM, AU, BB, BG, BR, BY, CA, CN, CZ, EE, FI, GE, HU, JP, KG, KR, KZ, LK, LR, LT, LV, MD, MG, MN, NO, NZ, PL, RO, RU, SI, SK, TJ, TT, UA, UZ, VN, European patent (AT, BE, CH, DE, DK, ES, FR, GB, GR, IE, IT, LU, MC, NL, PT, SE), OAPI patent (BF, BJ, CF, CG, CI, CM, GA, GN, ML, MR, NE, SN, TD, TG), ARIPO patent (KE, MW, SD, SZ).  <b>Published</b> <i>With international search report.</i></p>	
<p>(54) Title: TRICYCLIC CARBAMATE COMPOUNDS USEFUL FOR INHIBITION OF G-PROTEIN FUNCTION AND FOR TREATMENT OF PROLIFERATIVE DISEASES</p>		
<p>(57) Abstract</p>		
<p>A method of inhibiting Ras function and therefore inhibiting cellular growth is disclosed. The method comprises the administration of a compound of formula (1.0). Also disclosed are novel compounds of formulae (1.1, 1.2 and 1.3). Also disclosed are processes for making 3-substituted compounds of formulae (1.1, 1.2 and 1.3). Further disclosed are novel compounds which are intermediates in the processes for making the 3-substituted compounds of formulae (1.1, 1.2 and 1.3).</p>		
<p style="text-align: right;">(1.0)</p>		
<p style="text-align: center;">(1.1)                      (1.2)</p>		
<p style="text-align: right;">(1.3)</p>		

**FOR THE PURPOSES OF INFORMATION ONLY**

Codes used to identify States party to the PCT on the front pages of pamphlets publishing international applications under the PCT.

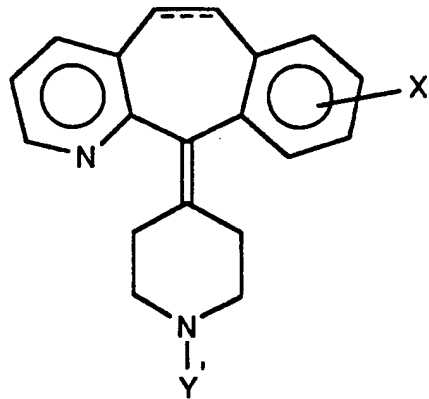
AT	Austria	GB	United Kingdom	MR	Mauritania
AU	Australia	GE	Georgia	MW	Malawi
BB	Barbados	GN	Guinea	NE	Niger
BE	Belgium	GR	Greece	NL	Netherlands
BF	Burkina Faso	HU	Hungary	NO	Norway
BG	Bulgaria	IE	Ireland	NZ	New Zealand
BJ	Benin	IT	Italy	PL	Poland
BR	Brazil	JP	Japan	PT	Portugal
BY	Belarus	KE	Kenya	RO	Romania
CA	Canada	KG	Kyrgyzstan	RU	Russian Federation
CF	Central African Republic	KP	Democratic People's Republic of Korea	SD	Sudan
CG	Congo	KR	Republic of Korea	SE	Sweden
CH	Switzerland	KZ	Kazakhstan	SI	Slovenia
CI	Côte d'Ivoire	LI	Liechtenstein	SK	Slovakia
CM	Cameroon	LU	Luxembourg	SN	Senegal
CN	China	LK	Sri Lanka	TD	Chad
CS	Czechoslovakia	LV	Latvia	TG	Togo
CZ	Czech Republic	MC	Monaco	TJ	Tajikistan
DE	Germany	MD	Republic of Moldova	TT	Trinidad and Tobago
DK	Denmark	MG	Madagascar	UA	Ukraine
ES	Spain	ML	Mali	US	United States of America
FI	Finland	MN	Mongolia	UZ	Uzbekistan
FR	France			VN	Viet Nam
GA	Gabon				

5

10 **TRICYCLIC CARBAMATE COMPOUNDS USEFUL FOR**  
**INHIBITION OF G-PROTEIN FUNCTION AND FOR TREATMENT**  
**OF PROLIFERATIVE DISEASES**

**BACKGROUND**

International Publication Number WO92/11034, published July 9, 1992, discloses a method of increasing the sensitivity of a tumor to an antineoplastic agent, which tumor is resistant to the antineoplastic agent, by the concurrent administration of the antineoplastic agent and a potentiating agent of the formula:



wherein the dotted line represents an optional double bond, X' is hydrogen or halo, and Y' is hydrogen, substituted carboxylate or substituted sulfonyl. For example, Y' can be, amongst others, -COOR' wherein R' is C1 to C6 alkyl or substituted alkyl, phenyl, substituted phenyl, C7 to C12 aralkyl or substituted aralkyl or -2, -3, or -4 piperidyl or N-substituted piperidyl. Y' can also be, amongst others, SO<sub>2</sub>R' wherein R' is C1 to C6 alkyl, phenyl, substituted phenyl, C7 to C12 aralkyl or substituted aralkyl. Examples of such potentiating agents include 11-(4-piperidylidene)-5H-benzo[5,6]cyclohepta[1,2-b]pyridines such as Loratadine.

Oncogenes frequently encode protein components of signal transduction pathways which lead to stimulation of cell growth and

30

- 2 -

mitogenesis. Oncogene expression in cultured cells leads to cellular transformation, characterized by the ability of cells to grow in soft agar and the growth of cells as dense foci lacking the contact inhibition exhibited by non-transformed cells. Mutation and/or overexpression of certain  
5 oncogenes is frequently associated with human cancer.

To acquire transforming potential, the precursor of the Ras oncoprotein must undergo farnesylation of the cysteine residue located in a carboxyl-terminal tetrapeptide. Inhibitors of the enzyme that catalyzes this modification, farnesyl protein transferase, have therefore been  
10 suggested as anticancer agents for tumors in which Ras contributes to transformation. Mutated, oncogenic forms of ras are frequently found in many human cancers, most notably in more than 50% of colon and pancreatic carcinomas (Kohl et al., Science, Vol. 260, 1834 to 1837, 1993).

15 In view of the current interest in inhibitors of farnesyl protein transferase, a welcome contribution to the art would be compounds useful for the inhibition of farnesyl protein transferase. Such a contribution is provided by this invention.

## 20 SUMMARY OF THE INVENTION

Inhibition of farnesyl protein transferase by tricyclic compounds of this invention has not been reported previously. Thus, this invention provides a method for inhibiting farnesyl protein transferase using tricyclic compounds of this invention which: (i) potently inhibit farnesyl protein  
25 transferase, but not geranylgeranyl protein transferase I, *in vitro*; (ii) block the phenotypic change induced by a form of transforming Ras which is a farnesyl acceptor but not by a form of transforming Ras engineered to be a geranylgeranyl acceptor; (iii) block intracellular processing of Ras which is a farnesyl acceptor but not of Ras engineered to be a geranylgeranyl  
30 acceptor; and (iv) block abnormal cell growth in culture induced by transforming Ras. One compound disclosed in this invention has been demonstrated to have anti-tumor activity in animal models.

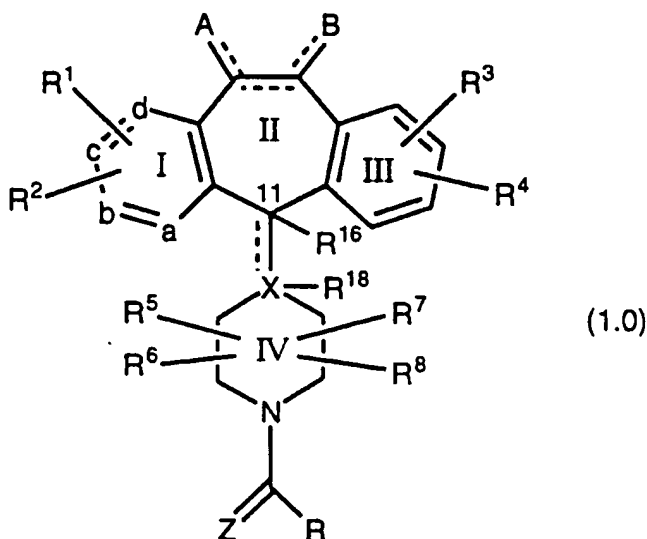
This invention provides a method for inhibiting the abnormal growth of cells, including transformed cells, by administering an effective amount  
35 of a compound of this invention. Abnormal growth of cells refers to cell growth independent of normal regulatory mechanisms (e.g., loss of contact inhibition). This includes the abnormal growth of: (1) tumor cells (tumors) expressing an activated Ras oncogene; (2) tumor cells in which the Ras

- 3 -

protein is activated as a result of oncogenic mutation in another gene; and  
 (3) benign and malignant cells of other proliferative diseases in which  
 aberrant Ras activation occurs.

Compounds useful in the claimed methods are represented by

5 Formula 1.0:



or a pharmaceutically acceptable salt or solvate thereof, wherein:

one of a, b, c and d represents N or NR<sup>9</sup> wherein R<sup>9</sup> is O<sup>-</sup>, -CH<sub>3</sub> or  
 -(CH<sub>2</sub>)<sub>n</sub>CO<sub>2</sub>H wherein n is 1 to 3, and the remaining a, b, c and d groups  
 10 represent CR<sup>1</sup> or CR<sup>2</sup>;

each R<sup>1</sup> and each R<sup>2</sup> is independently selected from H, halo, -CF<sub>3</sub>,  
 -OR<sup>10</sup> (e.g. -OH), -COR<sup>10</sup>, -SR<sup>10</sup>, -N(R<sup>10</sup>)<sub>2</sub>, -NO<sub>2</sub>, -OC(O)R<sup>10</sup>, -CO<sub>2</sub>R<sup>10</sup>,  
 -OCO<sub>2</sub>R<sup>11</sup>, benzotriazol-1-yloxy, CN, alkynyl, alkenyl or alkyl, said alkyl or  
 alkenyl group optionally being substituted with halo, -OR<sup>10</sup> or -CO<sub>2</sub>R<sup>10</sup>;

15 R<sup>3</sup> and R<sup>4</sup> are the same or different and each independently  
 represents H, any of the substituents of R<sup>1</sup> and R<sup>2</sup>, or R<sup>3</sup> and R<sup>4</sup> together  
 can represent a saturated or unsaturated C<sub>5</sub>-C<sub>7</sub> fused ring to the benzene  
 ring (Ring III);

20 R<sup>5</sup>, R<sup>6</sup>, R<sup>7</sup> and R<sup>8</sup> each independently represents H, -CF<sub>3</sub>, alkyl or  
 aryl, said alkyl or aryl optionally being substituted with -OR<sup>10</sup>, -SR<sup>10</sup>,  
 -N(R<sup>10</sup>)<sub>2</sub>, -NO<sub>2</sub>, -COR<sup>10</sup>, -OCOR<sup>10</sup>, -OCO<sub>2</sub>R<sup>11</sup>, -CO<sub>2</sub>R<sup>10</sup>, OPO<sub>3</sub>R<sup>10</sup> or one  
 of R<sup>5</sup>, R<sup>6</sup>, R<sup>7</sup> and R<sup>8</sup> can be taken in combination with R as defined below  
 to represent -(CH<sub>2</sub>)<sub>r</sub> wherein r is 1 to 4 which can be substituted with  
 lower alkyl, lower alkoxy, -CF<sub>3</sub> or aryl;

25 R<sup>10</sup> represents H, alkyl, aryl, or aralkyl (preferably benzyl);

R<sup>11</sup> represents alkyl or aryl;

- 4 -

R<sup>16</sup> and R<sup>18</sup> represent H and F respectively, or F and H respectively, when the bond to X is a single bond and X is carbon, preferably R<sup>16</sup> is F and R<sup>18</sup> is H; or

5 R<sup>16</sup> and R<sup>18</sup> each represent H when the bond to X is a single bond; X represents N or C, which C may contain an optional double bond (represented by the dotted line) to carbon atom 11;

the dotted line between carbon atoms 5 and 6 represents an optional double bond, such that when a double bond is present, A and B independently represent -R<sup>10</sup>, halo, -OR<sup>11</sup>, -OCO<sub>2</sub>R<sup>11</sup> or -OC(O)R<sup>10</sup>, and  
10 when no double bond is present between carbon atoms 5 and 6, A and B each independently represent H<sub>2</sub>, -(OR<sup>11</sup>)<sub>2</sub>; H and halo, dihalo, alkyl and H, (alkyl)<sub>2</sub>, -H and -OC(O)R<sup>10</sup>, H and -OR<sup>10</sup>, =O, aryl and H, =NOR<sup>10</sup> or -O-(CH<sub>2</sub>)<sub>p</sub>-O- wherein p is 2, 3 or 4;

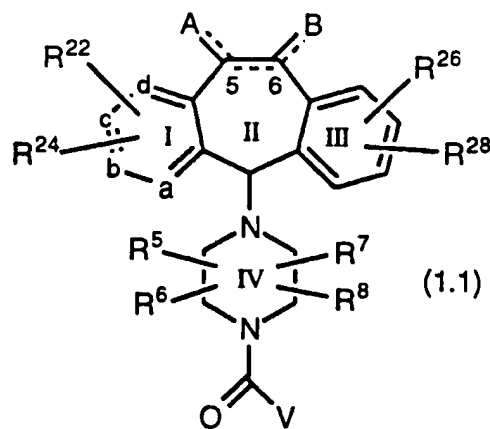
Z represents O; and

15 R represents -SR<sup>65</sup> wherein R<sup>65</sup> is alkyl, aryl, heteroaryl (e.g. pyridyl or pyridyl N-oxide), 2-,3-, or 4-piperidyl or N-substituted piperidyl, wherein the substituent on said N-substituted piperidyl is C<sub>1</sub> to C<sub>4</sub> alkyl, alkylcarbonyl or -C(O)NH(R<sup>10</sup>) wherein R<sup>10</sup> is H or alkyl; or

R represents -OR<sup>20</sup> wherein R<sup>20</sup> is C<sub>1</sub> to C<sub>12</sub> alkyl, substituted C<sub>1</sub> to  
20 C<sub>12</sub> alkyl, phenyl, substituted phenyl, C<sub>7</sub> to C<sub>12</sub> phenylalkyl (e.g., benzyl), C<sub>7</sub> to C<sub>12</sub> phenylalkyl wherein the phenyl moiety is substituted, heteroaryl (e.g., pyridyl or pyridyl N-oxide), or R<sup>20</sup> is -2, -3, or -4 piperidyl or N-substituted piperidyl, wherein the substituents on said substituted C<sub>1</sub> to C<sub>12</sub> alkyl are selected from amino or substituted amino, with the proviso  
25 that said amino or said substituted amino for said C<sub>1</sub> to C<sub>12</sub> alkyl is not on C<sub>1</sub>, and the substituents on said substituted amino are selected from C<sub>1</sub> to C<sub>6</sub> alkyl, the substituents on said substituted phenyl and on said substituted phenyl moiety of the C<sub>7</sub> to C<sub>12</sub> phenylalkyl are selected from  
30 C<sub>1</sub> to C<sub>6</sub> alkyl and halo, and the substituent on said N-substituted piperidyl is C<sub>1</sub> to C<sub>4</sub> alkyl, alkylcarbonyl (e.g., CH<sub>3</sub>C(O)-) or -C(O)NH(R<sup>10</sup>) wherein R<sup>10</sup> is H or alkyl.

This invention also provides novel compounds of Formula 1.1:

- 5 -



or a pharmaceutically acceptable salt or solvate thereof, wherein:

a, b, c, d, A, B, R<sup>5</sup>, R<sup>6</sup>, R<sup>7</sup>, and R<sup>8</sup> are as defined for Formula 1.0;

R<sup>22</sup> and R<sup>24</sup> are the same or different and each independently

5 represents any of the substituents of R<sup>1</sup> and R<sup>2</sup>;

R<sup>26</sup> and R<sup>28</sup> are the same or different and each independently represents any of the substituents of R<sup>3</sup> and R<sup>4</sup>;

V represents -OR<sup>30</sup> or -SR<sup>70</sup>;

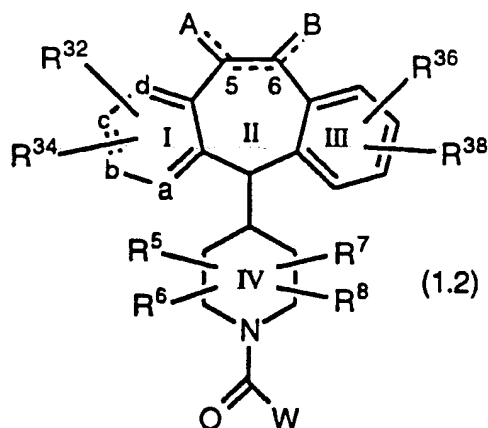
R<sup>30</sup> represents aralkyl (e.g., benzyl), aryl (e.g., phenyl or substituted  
10 phenyl--i.e., phenyl substituted with 1 to 3, preferably 1, group selected from halo, alkyl, haloalkyl or alkoxy), heteroaryl (e.g., pyridyl, such as 3- or 4- pyridyl, or pyridyl N-oxide, such as 3- or 4-pyridyl N-oxide), alkyl (e.g., ethyl), or -2, -3, or -4 piperidyl or N-substituted piperidyl, wherein the substituents on said N-substituted piperidyl is C<sub>1</sub> to C<sub>4</sub> alkyl, alkylcarbonyl  
15 (e.g., CH<sub>3</sub>C(O)-) or -C(O)NH(R<sup>10</sup>) wherein R<sup>10</sup> is H or alkyl;

R<sup>70</sup> represents aryl (e.g., phenyl or substituted phenyl--i.e., phenyl substituted with 1 to 3, preferably 1, group selected from halo, alkyl, haloalkyl or alkoxy), heteroaryl (e.g., pyridyl, such as 3- or 4- pyridyl, or pyridyl N-oxide, such as 3- or 4-pyridyl N-oxide), or 2-,3-, or 4-piperidyl or  
20 N-substituted piperidyl, wherein the substituent on said N-substituted piperidyl is C<sub>1</sub> to C<sub>4</sub> alkyl, alkylcarbonyl or -C(O)NH(R<sup>10</sup>) wherein R<sup>10</sup> is H or alkyl; and

the dotted line between carbons 5 and 6 represent an optional double bond (preferably the double bond is absent).

25 This invention further provides novel compounds of Formula 1.2:

- 6 -



or a pharmaceutically acceptable salt or solvate thereof, wherein:

a, b, c, d, A, B, R<sup>5</sup>, R<sup>6</sup>, R<sup>7</sup>, and R<sup>8</sup> are as defined for Formula 1.0;

R<sup>32</sup> and R<sup>34</sup> are the same or different and each independently

5 represents any of the substituents of R<sup>1</sup> and R<sup>2</sup>;

R<sup>36</sup> and R<sup>38</sup> are the same or different and each independently represents any of the substituents of R<sup>3</sup> and R<sup>4</sup>;

W represents -OR<sup>40</sup> or -SR<sup>70</sup>;

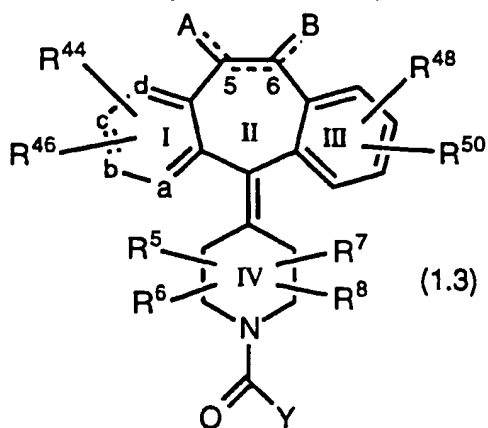
10 R<sup>40</sup> represents alkyl (e.g., ethyl), aryl (e.g., phenyl or substituted phenyl--i.e., phenyl substituted with 1 to 3, preferably 1, group selected from halo, alkyl, haloalkyl or alkoxy), heteroaryl (e.g., pyridyl, such as 3- or 4- pyridyl, or pyridyl N-oxide, such as 3- or 4- pyridyl N-oxide), or -2, -3, or -4 piperidyl or N-substituted piperidyl, wherein the substituents on said N-substituted piperidyl is C<sub>1</sub> to C<sub>4</sub> alkyl, alkylcarbonyl (e.g., CH<sub>3</sub>C(O)-) or

15 -C(O)NH(R<sup>10</sup>) wherein R<sup>10</sup> is H or alkyl;

R<sup>70</sup> is as defined above; and

the dotted line between carbons 5 and 6 represent an optional double bond.

This invention additionally provides compounds of Formula 1.3:





- 7 -

a, b, c, d, A, B, R<sup>5</sup>, R<sup>6</sup>, R<sup>7</sup>, and R<sup>8</sup> are as defined for Formula 1.0;  
R<sup>44</sup> and R<sup>46</sup> are the same or different and each independently  
represents any of the substituents of R<sup>1</sup> and R<sup>2</sup>;

R<sup>48</sup> and R<sup>50</sup> are the same or different and each independently  
5 represents any of the substituents of R<sup>3</sup> and R<sup>4</sup>;

Y represents -OR<sup>52</sup> or -SR<sup>70</sup>;

R<sup>52</sup> represents aralkyl (e.g., benzyl), aryl (e.g., phenyl or substituted  
phenyl--i.e., phenyl substituted with 1 to 3, preferably 1, group selected  
from halo, alkyl, haloalkyl or alkoxy), heteroaryl (e.g., pyridyl, such as 3- or  
10 4- pyridyl, or pyridyl N-oxide, such as 3- or 4-pyridyl N-oxide), alkyl (e.g.,  
ethyl), or -2, -3, or -4 piperidyl or N-substituted piperidyl, wherein the  
substituents on said N-substituted piperidyl is C<sub>1</sub> to C<sub>4</sub> alkyl, alkylcarbonyl  
(e.g., CH<sub>3</sub>C(O)-) or -C(O)NH(R<sup>10</sup>) wherein R<sup>10</sup> is H or alkyl;

R<sup>70</sup> is as defined above; and

15 the dotted line between carbons 5 and 6 represent an optional  
double bond (preferably the double bond is absent); and

with the provisos that: (a) when Y represents -OR<sup>52</sup>, and when there  
is a single bond between carbon atoms 5 and 6, and when both R<sup>44</sup> and  
R<sup>46</sup> are hydrogen, and when both R<sup>48</sup> and R<sup>50</sup> are H, then R<sup>52</sup> is not  
20 phenyl; and (b) when Y represents -OR<sup>52</sup>, and when there is a single bond  
between carbon atoms 5 and 6, and when both R<sup>44</sup> and R<sup>46</sup> are hydrogen,  
and when R<sup>48</sup> is Cl at the C-8 position and R<sup>50</sup> is H, then R<sup>52</sup> is not ethyl.

This invention also provides a method for inhibiting tumor growth by  
administering an effective amount of the tricyclic compounds, described  
25 herein, to a mammal (e.g., a human) in need of such treatment. In  
particular, this invention provides a method for inhibiting the growth of  
tumors expressing an activated Ras oncogene by the administration of an  
effective amount of the above described compounds. Examples of tumors  
which may be inhibited include, but are not limited to, lung cancer (e.g.,  
30 lung adenocarcinoma), pancreatic cancers (e.g., pancreatic carcinoma  
such as, for example, exocrine pancreatic carcinoma), colon cancers (e.g.,  
colorectal carcinomas, such as, for example, colon adenocarcinoma and  
colon adenoma), myeloid leukemias (for example, acute myelogenous  
leukemia (AML)), thyroid follicular cancer, bladder carcinoma, and  
35 myelodysplastic syndrome (MDS).

It is believed that this invention also provides a method for inhibiting  
proliferative diseases, both benign and malignant, wherein Ras proteins  
are aberrantly activated as a result of oncogenic mutation in other genes--

- 8 -

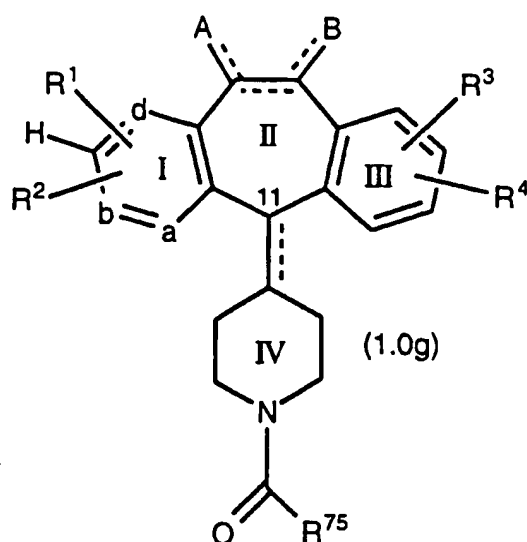
i.e., the Ras gene itself is not activated by mutation to an oncogenic form-- with said inhibition being accomplished by the administration of an effective amount of the tricyclic compounds described herein, to a mammal (e.g., a human) in need of such treatment. For example, the benign  
5 proliferative disorder neurofibromatosis, or tumors in which Ras is activated due to mutation or overexpression of tyrosine kinase oncogenes (e.g., neu, src, abl, lck, lyn, fyn), may be inhibited by the tricyclic compounds described herein.

The compounds of this invention inhibit farnesyl protein transferase  
10 and the farnesylation of the oncogene protein Ras. This invention further provides a method of inhibiting ras farnesyl protein transferase, in mammals, especially humans, by the administration of an effective amount of the tricyclic compounds described above. The administration of the compounds of this invention to patients, to inhibit farnesyl protein  
15 transferase, is useful in the treatment of the cancers described above.

The tricyclic compounds useful in the methods of this invention inhibit abnormal cellular growth. Without wishing to be bound by theory, it is believed that these compounds may function through the inhibition of G-protein function, such as ras p21, by blocking G-protein isoprenylation,  
20 thus making them useful in the treatment of proliferative diseases such as tumor growth and cancer. Without wishing to be bound by theory, it is believed that these compounds inhibit ras farnesyl protein transferase, and thus show antiproliferative activity against ras transformed cells.

This invention also provides a process for producing 3-nitro  
25 substituted compounds. The process comprises reacting one molar equivalent of a compound:

- 9 -



wherein R<sup>1</sup>, R<sup>2</sup>, R<sup>3</sup>, R<sup>4</sup>, A, B, a, b, d, and the dotted lines are as defined for Formula 1.0; and R<sup>75</sup> represents H or -OR<sup>76</sup> wherein R<sup>76</sup> represents alkyl (e.g., C<sub>1</sub> to C<sub>4</sub> alkyl, preferably ethyl); with one molar equivalent of a

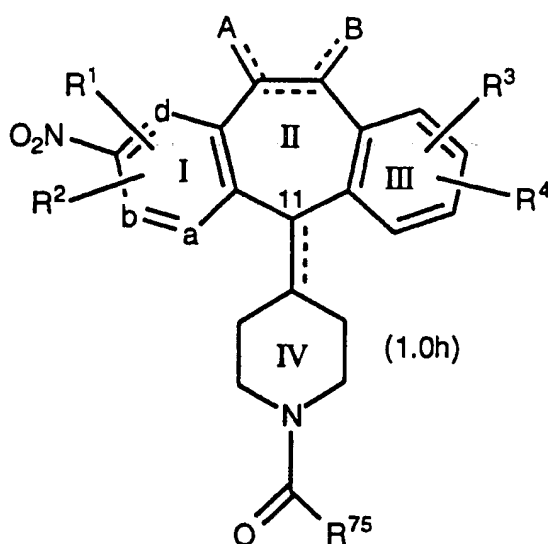
5 nitrating reagent, said nitrating reagent being preformed (i.e., prepared first) by mixing, at cold temperature (e.g., at 0°C) equimolar amounts of tetrabutyl ammonium nitrate with trifluoroacetic anhydride; the reaction of the nitrating reagent with the compound of Formula 1.0g taking place in a suitable aprotic solvent (e.g., methylene chloride, chloroform, toluene or tetrahydrofuran); said reaction with said nitrating reagent being conducted

10 at a temperature and for a period of time sufficient to allow the reaction to proceed at a reasonable rate to produce the desired final 3-nitro compound of Formula 1.0h (described below)--i.e., the reaction of the compound of Formula 1.0g with said nitrating reagent is conducted at an

15 initial temperature of 0°C, and said reaction temperature is thereafter allowed to rise to about 25°C during the reaction time period. The reaction usually proceeds overnight to completion, i.e., the reaction usually proceeds for about 16 hours. The reaction can be conducted within a temperature of 0°C to about 25°C during a time period of about 10 to about

20 24 hours. Preferably the reaction is initially conducted at 0°C and the temperature is allowed to warm up to 25°C. The reaction produces the 3-nitro compound:

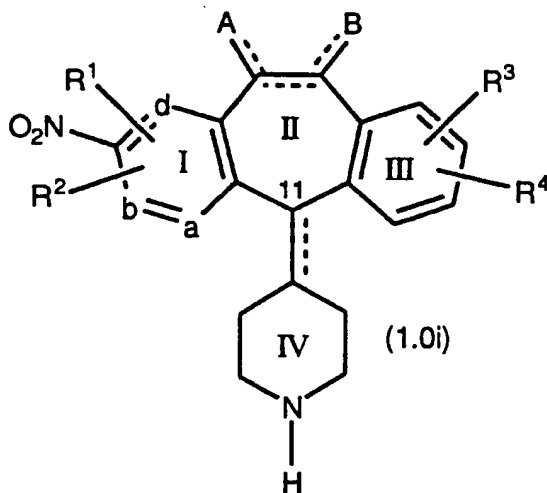
- 10 -



is produced.

The compound of Formula 1.0h can then be converted to other 3-substituted products by methods well known to those skilled in the art. For example, the 3-nitro compounds can be converted to 3-amino, 3-halo, 3-cyano, 3-alkyl, 3-aryl, 3-thio, 3-arylalkyl, 3-hydroxyl, and 3-OR<sup>77</sup> wherein R<sup>77</sup> is alkyl or aryl. The 3-substituted compounds can then be converted to final products by the procedures described herein.

This invention also provides a process for producing 3-nitro compounds of the formula:



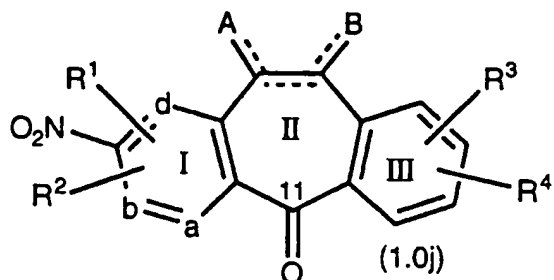
by producing a compound of Formula 1.0h from 1.0g as described above; and then hydrolyzing the compound of Formula 1.0h by dissolving the compound of Formula 1.0h in a sufficient amount of concentrated acid (e.g., concentrated HCl or aqueous sulfuric acid), and heating the resulting mixture to a temperature sufficient to remove (hydrolyze) the -C(O)R<sup>75</sup>

- 11 -

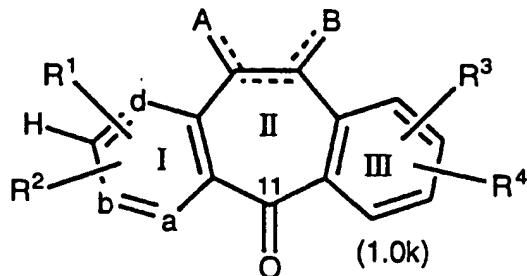
substituent, for example, heating to reflux or to a temperature of about 100°C.

The compound of Formula 1.0i can then be converted to other 3-substituted compounds as discussed above for the compounds of Formula 1.0h. The compounds of Formula 1.0i can then be converted to compounds of this invention by the methods described herein.

This invention also provides a process for producing compounds of the formula:



10 by reacting one molar equivalent a compound of formula:



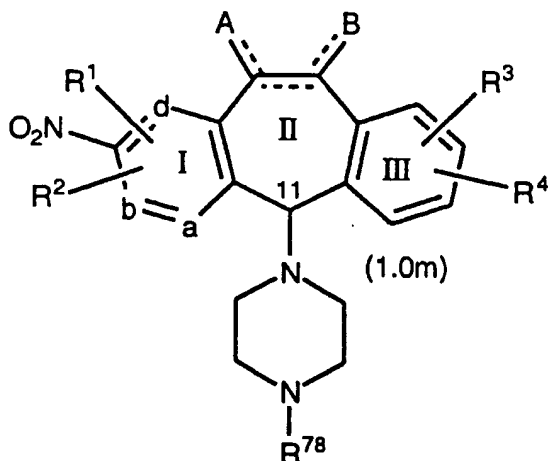
with one molar equivalent of a nitrating reagent, said nitrating reagent being preformed (i.e., prepared first) by mixing, at cold temperature (e.g., at 0°C) equimolar amounts of tetrabutyl ammonium nitrate with trifluoroacetic anhydride; the reaction of the nitrating reagent with the compound of Formula 1.0k taking place in a suitable aprotic solvent (e.g., methylene chloride, chloroform, toluene or tetrahydrofuran); said reaction with said nitrating reagent being conducted at a temperature and for a period of time sufficient to allow the reaction to proceed at a reasonable rate to produce the desired final 3-nitro compound of Formula 1.0j--i.e., the reaction of the compound of Formula 1.0k with said nitrating reagent is conducted at an initial temperature of 0°C, and said reaction temperature is thereafter allowed to rise to about 25°C during the reaction time period. The reaction usually proceeds overnight to completion, i.e., the reaction usually proceeds for about 16 hours. The reaction can be conducted within a temperature of 0°C to about 25°C during a time period of about 10 to about

- 12 -

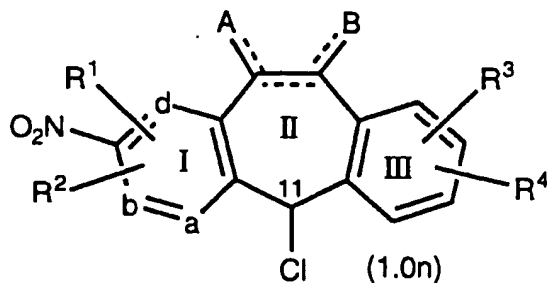
24 hours. Preferably the reaction is initially conducted at 0°C and the temperature is allowed to warm up to 25°C. In Formulas 1.0j and 1.0k, R<sup>1</sup>, R<sup>2</sup>, R<sup>3</sup>, R<sup>4</sup>, A, B, a, b, d, and the dotted lines are as defined for Formula 1.0

5 The compounds of Formula 1.0j can be converted to compounds of Formula 1.0h by methods described below. Also, as discussed above for the compounds of Formula 1.0h, the compounds of Formula 1.0j can be converted to other 3-substituted compounds wherein the substituents are those discussed above for Formula 1.0h.

10 The compounds of Formula 1.0j can be converted to compounds of Formula 1.0m:

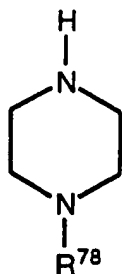


wherein R<sup>78</sup> is H or -COOR<sup>a</sup> wherein R<sup>a</sup> is a C<sub>1</sub> to C<sub>3</sub> alkyl group (preferably R<sup>78</sup> is H), by reducing a compound of Formula 1.0j with a suitable reducing agent (such as sodium borohydride) in a suitable solvent (such as ethanol or methanol) at a suitable temperature to allow the reaction to proceed at a reasonable rate (e.g., 0 to about 25°C); reacting the resulting product (Formula 1.0j wherein the =O has been reduced to a -OH) with a chlorinating agent (e.g., thionyl chloride) in an suitable organic solvent (e.g., benzene, toluene or pyridine) at a suitable temperature to allow the reaction to proceed at a reasonable rate (e.g., about -20 to about 20°C, preferably at -15°C) to produce a compound of Formula 1.0n:



- 13 -

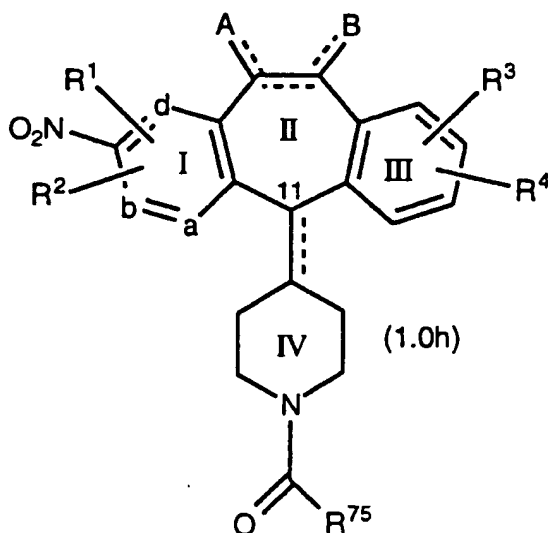
and reacting a compound of Formula 1.0n with a compound of the formula:



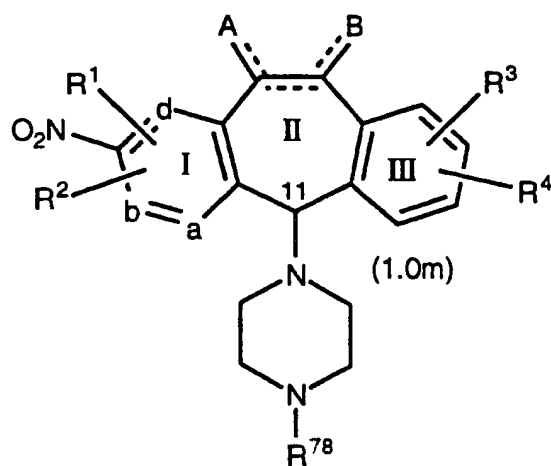
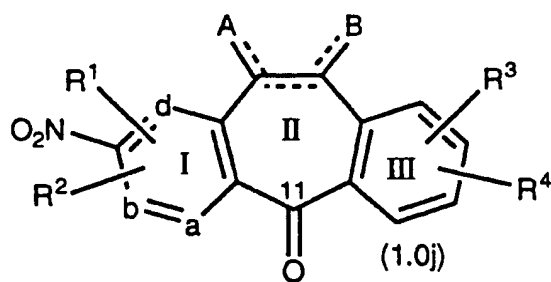
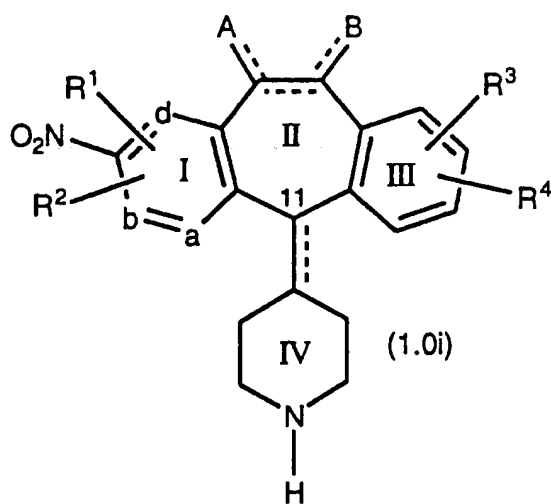
wherein R<sup>78</sup> is as previously defined, and is preferably H, in a suitable organic solvent (such as tetrahydrofuran or toluene) containing a suitable base (such as triethylamine or N-methylmorpholine) at a suitable temperature to allow the reaction to proceed at a reasonable rate (e.g., 25 to about 120°C).

Compounds of Formula 1.0m can be converted to compounds of this invention by the methods disclosed herein. Also, as discussed above for the compounds of Formula 1.0h, the compounds of Formula 1.0m can be converted to other 3-substituted compounds wherein the substituents are those discussed above for Formula 1.0h.

This invention also provides novel compounds (produced in the above described processes as intermediates to the compounds of this invention) having the formulas:

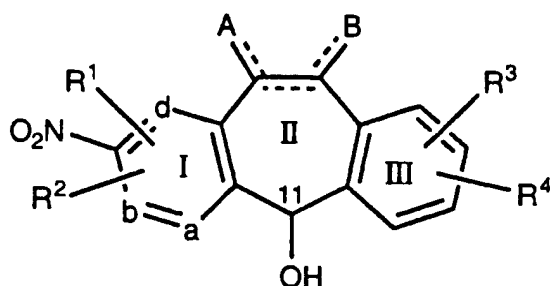
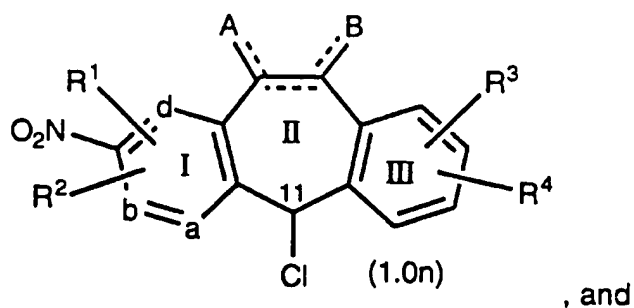


- 14 -





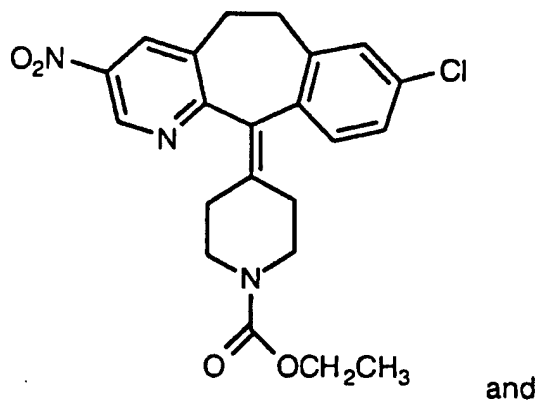
- 15 -



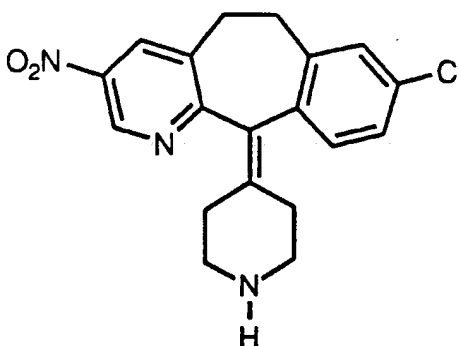
wherein all substituents are as defined herein.

- 5            Preferably, for the intermediate compounds of the processes of this invention, R<sup>1</sup> and R<sup>2</sup> are H; R<sup>3</sup> is halo, most preferably Cl, in the C-8 position; R<sup>4</sup> is H; and A and B are H when the double between C-5 and C-6 is present, and A and B are H<sub>2</sub> when the bond between C-5 and C-6 is a single bond (most preferably the bond between C-5 and C-6 is a single bond). Those skilled in the art will appreciate that Rings I, II, and/or III
- 10            can be further substituted, as described herein, to produce the desired compounds of the invention.

Examples of such novel intermediate compounds include:



- 16 -



### DETAILED DESCRIPTION OF THE INVENTION

As used herein, the following terms are used as defined below  
 5 unless otherwise indicated:

$M^+$ -represents the molecular ion of the molecule in the mass  
 spectrum;

$MH^+$ -represents the molecular ion plus hydrogen of the molecule  
 in the mass spectrum;

10 alkyl-(including the alkyl portions of alkoxy, alkylamino and  
 dialkylamino)-represents straight and branched carbon chains and  
 contains from one to twenty carbon atoms, preferably one to six carbon  
 atoms;

15 alkanediyl-represents a divalent, straight or branched  
 hydrocarbon chain having from 1 to 20 carbon atoms, preferably 1 to 6  
 carbon atoms, the two available bonds being from the same or different  
 carbon atoms thereof, e.g., methylene, ethylene, ethylidene,  
 $-CH_2CH_2CH_2-$ ,  $-CH_2CHCH_3$ ,  $-CHCH_2CH_3$ , etc.

20 cycloalkyl-represents saturated carbocyclic rings branched or  
 unbranched of from 3 to 20 carbon atoms, preferably 3 to 7 carbon atoms;

heterocycloalkyl-represents a saturated, branched or unbranched  
 carbocyclic ring containing from 3 to 15 carbon atoms, preferably from 4 to  
 6 carbon atoms, which carbocyclic ring is interrupted by 1 to 3 hetero  
 groups selected from -O-, -S- or -NR<sup>10</sup>-(suitable heterocycloalkyl groups  
 25 including 2- or 3-tetrahydrofuranyl, 2- or 3- tetrahydrothienyl, 2-, 3- or 4-  
 piperidinyl, 2- or 3-pyrrolidinyl, 2- or 3-piperizinyl, 2- or 4-dioxanyl, etc.);

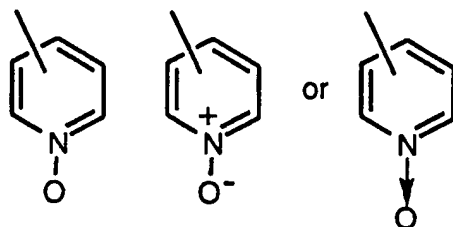
30 alkenyl-represents straight and branched carbon chains having at  
 least one carbon to carbon double bond and containing from 2 to 12  
 carbon atoms, preferably from 2 to 6 carbon atoms and most preferably  
 from 3 to 6 carbon atoms;

- 17 -

alkynyl-represents straight and branched carbon chains having at least one carbon to carbon triple bond and containing from 2 to 12 carbon atoms, preferably from 2 to 6 carbon atoms;

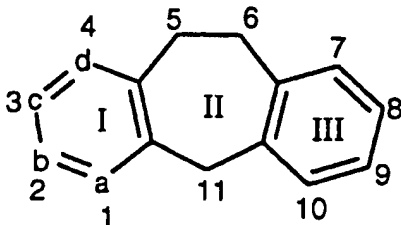
5 aryl (including the aryl portion of aryloxy and aralkyl)-represents a carbocyclic group containing from 6 to 15 carbon atoms and having at least one aromatic ring (e.g., aryl is a phenyl ring), with all available substitutable carbon atoms of the carbocyclic group being intended as possible points of attachment, said carbocyclic group being optionally substituted (e.g., 1 to 3) with one or more of halo, alkyl, hydroxy, alkoxy, phenoxy, CF<sub>3</sub>, amino, alkylamino, dialkylamino, -COOR<sup>10</sup> or -NO<sub>2</sub>; and

10 halo-represents fluoro, chloro, bromo and iodo; and heteroaryl-represents cyclic groups having at least one heteroatom selected from O, S or N, said heteroatom interrupting a carbocyclic ring structure and having a sufficient number of delocalized pi electrons to provide aromatic character, with the aromatic heterocyclic groups preferably containing from 2 to 14 carbon atoms, e.g., 2-, 3- or 4-pyridyl (optionally substituted with R<sup>3</sup> and R<sup>4</sup>) and pyridyl N-oxide:



(e.g., 2-, 3- or 4- pyridyl N-oxide, optionally substituted with R<sup>3</sup> and R<sup>4</sup>).

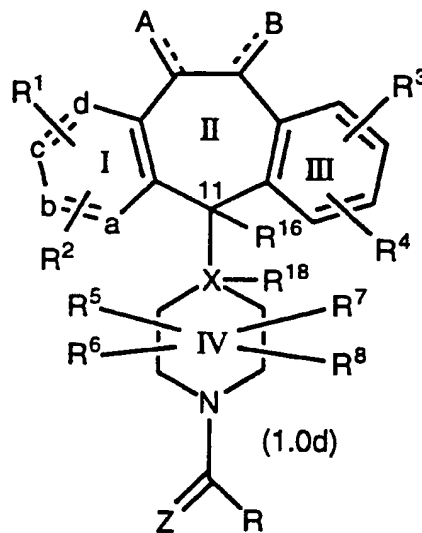
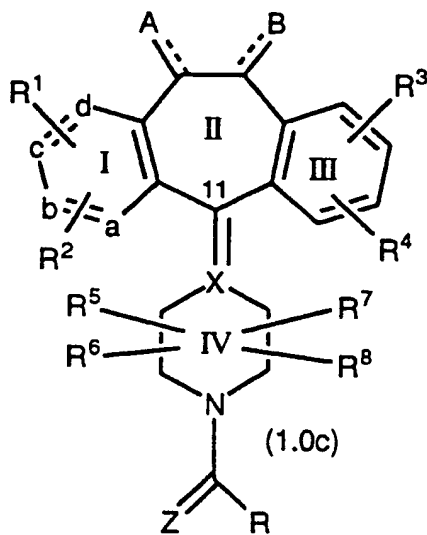
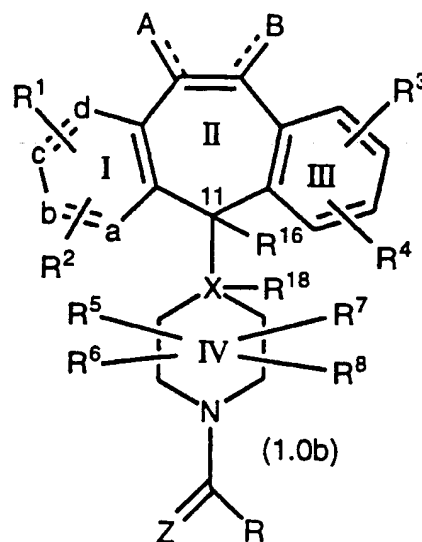
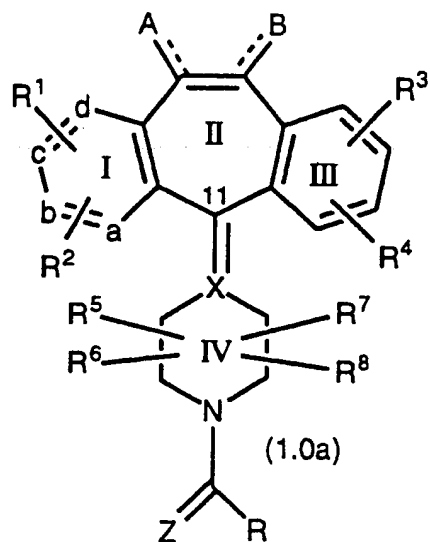
20 Reference to the positions of the substituents in Rings I and III, for example, is based on the numbered ring structure:



25 For example, in Formula 1.0, R<sup>1</sup> can be at the C-4 position and R<sup>2</sup> can be at the C-2 or C-3 position. Also, for example, R<sup>3</sup> can be at the C-8 position and R<sup>4</sup> can be at the C-9 position.

Representative structures of Formula 1.0 include but are not limited to:

- 18 -



, and

5 1.0d):

one of a, b, c and d (most preferably a) represents N or NR<sup>9</sup> wherein R<sup>9</sup> is O<sup>-</sup> or -CH<sub>3</sub>, and the remaining a, b, c and d groups represent CR<sup>1</sup> or CR<sup>2</sup>; more preferably a represents N and the remaining a, b, c and d groups represent CR<sup>1</sup> or CR<sup>2</sup>:

10 each R<sup>1</sup> and each R<sup>2</sup> is independently selected from H, halo, (e.g. Cl or Br) benzotriazol-1-yloxy or alkyl (most preferably C<sub>1</sub> to C<sub>4</sub> alkyl, more preferably methyl); most preferably R<sup>1</sup> and R<sup>2</sup> are selected from H or halo; and more preferably R<sup>1</sup> and R<sup>2</sup> are selected from H, Cl or Br;

- 19 -

R<sup>3</sup> and R<sup>4</sup> are the same or different and each independently represents H, halo or alkyl; most preferably R<sup>3</sup> is halo and R<sup>4</sup> is H; more preferably R<sup>3</sup> is Cl and R<sup>4</sup> is H; even more preferably R<sup>3</sup> is Cl at the C-8 position and R<sup>4</sup> is H;

5 R<sup>5</sup>, R<sup>6</sup>, R<sup>7</sup> and R<sup>8</sup> each independently represents H or alkyl; and most preferably R<sup>5</sup>, R<sup>6</sup>, R<sup>7</sup> and R<sup>8</sup> each represents H;

the dotted line between carbon atoms 5 and 6 represents an optional double bond, such that when a double bond is present, A and B independently represent H, -R<sup>10</sup> or -OR<sup>10</sup>, and most preferably H, and  
10 when no double bond is present between carbon atoms 5 and 6, A and B each independently represent H<sub>2</sub>, -(OR<sup>10</sup>)<sub>2</sub>, (alkyl and H), (alkyl)<sub>2</sub>, (-H and -OR<sup>10</sup>) or =O, and most preferably H<sub>2</sub>; and

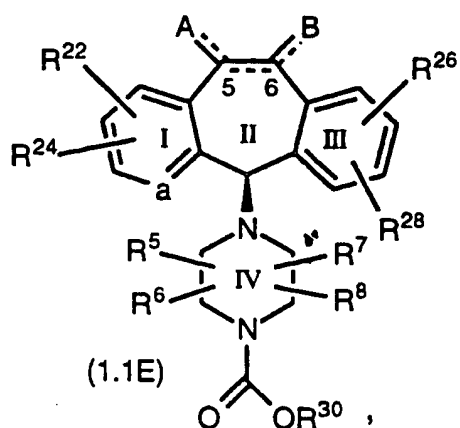
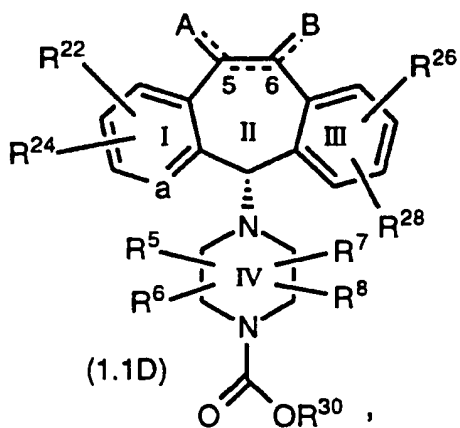
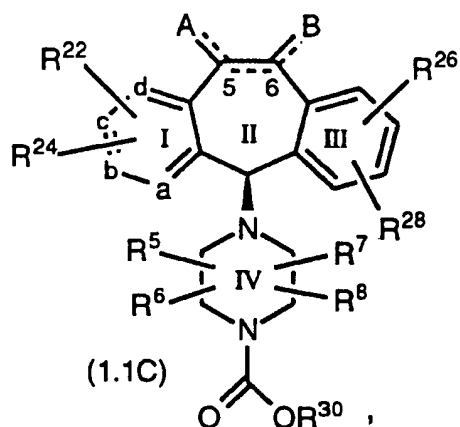
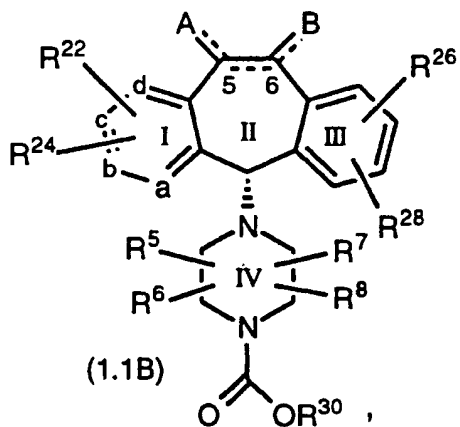
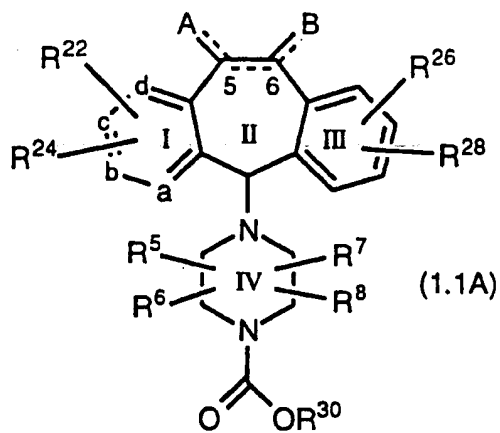
R<sup>20</sup> is C<sub>1</sub> to C<sub>12</sub> alkyl, phenyl, substituted phenyl, C<sub>7</sub> to C<sub>12</sub> phenylalkyl (e.g., benzyl), C<sub>7</sub> to C<sub>12</sub> phenylalkyl wherein the phenyl moiety  
15 is substituted, 3- or 4-N-substituted piperidyl, or heteroaryl (e.g., pyridyl or pyridyl N-oxide), wherein the substituents on said substituted phenyl and on said substituted phenyl moiety of the C<sub>7</sub> to C<sub>12</sub> phenylalkyl are selected from C<sub>1</sub> to C<sub>6</sub> alkyl and halo, and wherein the substituents on said N-substituted piperidyl is C<sub>1</sub> to C<sub>4</sub> alkyl (most preferably methyl),  
20 alkylcarbonyl (e.g., CH<sub>3</sub>C(O)-) or -C(O)NH(R<sup>10</sup>) wherein R<sup>10</sup> is H or alkyl; most preferably R<sup>20</sup> is C<sub>1</sub> to C<sub>6</sub> alkyl (more preferably ethyl), phenyl, substituted phenyl, 3-pyridyl, 3-pyridyl N-oxide, 4-pyridyl, 4-pyridyl N-oxide, or 3- or 4-N-substituted piperidyl wherein the substituent on the nitrogen is C<sub>1</sub> to C<sub>4</sub> alkyl (more preferably methyl).

25 Preferably, for the compounds of Formula 1.0, R represents -OR<sup>20</sup>, with the remaining substituents being as defined above.

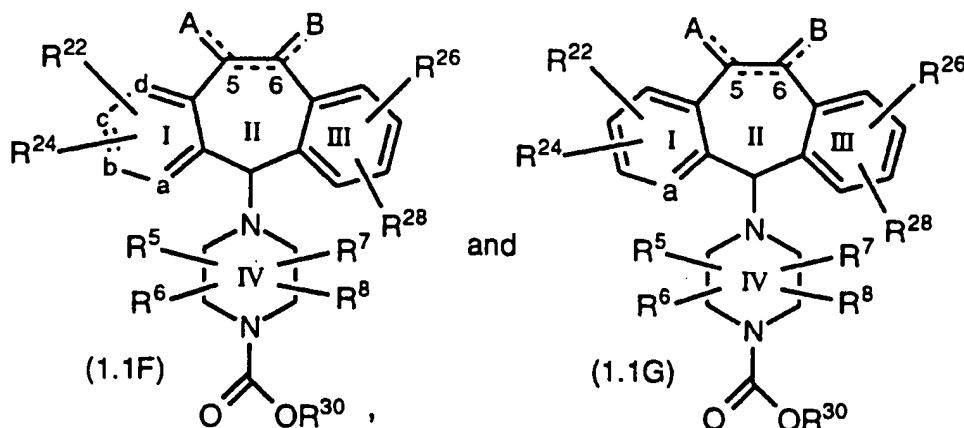
Tricyclic compounds useful in the methods of this invention are described in: (1) U.S. 4,282,233; (2) U.S. 4,826,853; (3) WO 88/03138 published on May 5, 1988 (PCT/US87/02777); and (4) U.S. 4,863,931; the  
30 disclosures of each being incorporated herein by reference thereto.

Compounds of Formula 1.1 include compounds of the formulas:

- 20 -



- 21 -



Preferably for compounds of Formula 1.1:

a represents N, and b, c, and d represent carbon;

- 5 A and B each represent H<sub>2</sub> when the double bond between C-5 and C-6 is absent, and A and B each represent H when the double bond is present;

R<sup>5</sup>, R<sup>6</sup>, R<sup>7</sup>, and R<sup>8</sup> each represent H;

- 10 R<sup>22</sup> and R<sup>24</sup> are each independently selected from: H, halo (e.g., Cl or Br), benzotriazol-1-yloxy or alkyl (most preferably C<sub>1</sub> to C<sub>4</sub> alkyl, more preferably methyl); most preferably R<sup>22</sup> and R<sup>24</sup> are each independently selected from H or halo; more preferably R<sup>22</sup> and R<sup>24</sup> are each independently selected from H, Cl or Br;

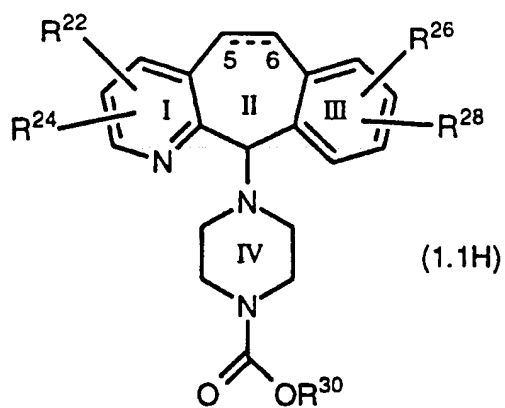
- 15 R<sup>26</sup> and R<sup>28</sup> are each independently selected from H, halo (e.g., Cl or Br) or alkyl, most preferably R<sup>26</sup> is halo and R<sup>28</sup> is H, more preferably R<sup>26</sup> is Cl and R<sup>28</sup> is H, even more preferably R<sup>26</sup> is Cl at the C-8 position and R<sup>28</sup> is H;

V represents -OR<sup>30</sup>; and

- 20 R<sup>30</sup> represents aryl (e.g., phenyl), heteroaryl (e.g., pyridyl, such as 3- or 4-pyridyl, and pyridyl N-oxide, such as 3- or 4-pyridyl N-oxide), alkyl (e.g., ethyl), or 3- or 4-N-substituted piperidyl (most preferably the substituent on said N-substituted piperidyl is C<sub>1</sub> to C<sub>4</sub> alkyl, and more preferably methyl).

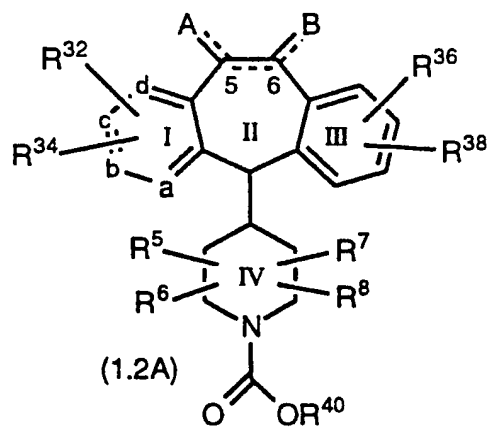
For example, compounds of Formula 1.1 include:

- 22 -

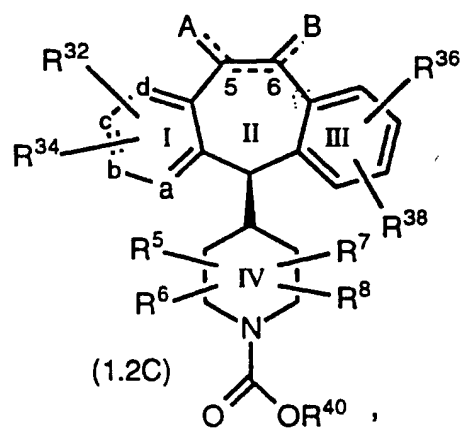
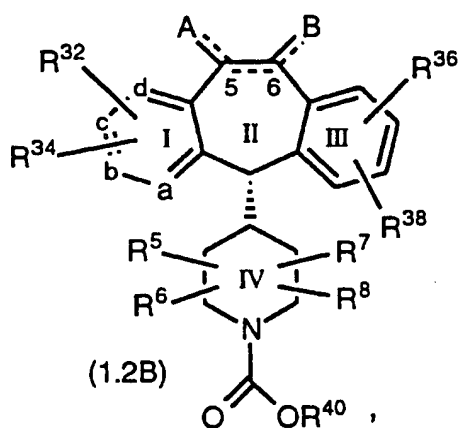


wherein the substituents are as defined above.

Representative examples of compounds of Formula 1.2 include:

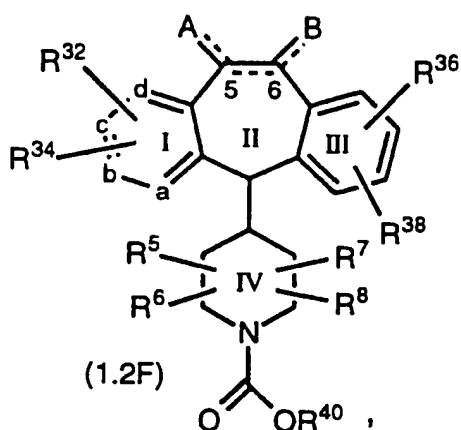
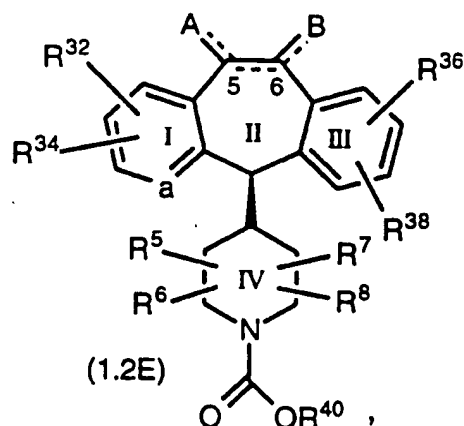
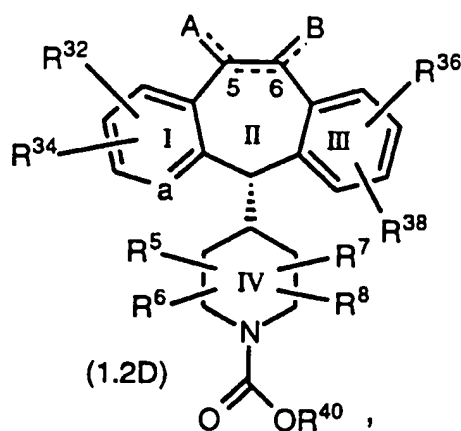


5

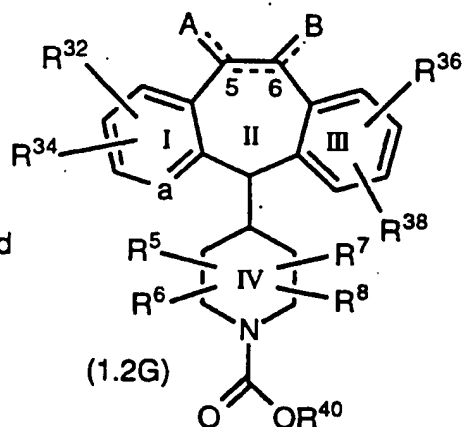




- 23 -



and



Preferably for compounds of Formula 1.2:

5

a represents N, and b, c, and d represent carbon;

A and B each represent H<sub>2</sub> when the double bond between C-5 and C-6 is absent, and A and B each represent H when the double bond is present;

R<sup>5</sup>, R<sup>6</sup>, R<sup>7</sup>, and R<sup>8</sup> each represent H;

10

R<sup>32</sup> and R<sup>34</sup> are each independently selected from H, halo (e.g., Cl or Br) benzotriazol-1-yloxy or alkyl (most preferably C<sub>1</sub> to C<sub>4</sub> alkyl, more preferably methyl); most preferably R<sup>32</sup> and R<sup>34</sup> are each independently selected from H or halo; more preferably R<sup>32</sup> and R<sup>34</sup> are each independently selected from H; Cl or Br;

15

R<sup>36</sup> and R<sup>38</sup> are each independently selected from H or halo (e.g., Cl or Br), most preferably R<sup>36</sup> is halo and R<sup>38</sup> is H, more preferably R<sup>36</sup> is Cl and R<sup>38</sup> is H, even more preferably R<sup>36</sup> is Cl at the C-8 position and R<sup>38</sup> is H;

W represents -OR<sup>40</sup>; and

- 24 -

R<sup>40</sup> represents heteroaryl (e.g., pyridyl, such as 3- or 4-pyridyl, and pyridyl N-oxide, such as 3- or 4-pyridyl N-oxide), alkyl (e.g., ethyl), or 3- or 4-N-substituted piperidyl (most preferably the substituent on said N-substituted piperidyl is C<sub>1</sub> to C<sub>4</sub> alkyl, and more preferably methyl).

5           Compounds of Formula 1.3 include compounds wherein (a) when Y represents -OR<sup>52</sup>, and when both R<sup>44</sup> and R<sup>46</sup> are hydrogen, and when both R<sup>48</sup> and R<sup>50</sup> are H, then R<sup>52</sup> is not phenyl; and (b) when Y represents -OR<sup>52</sup>, and when both R<sup>44</sup> and R<sup>46</sup> are hydrogen, and when R<sup>48</sup> is Cl at the C-8 position and R<sup>50</sup> is H, then R<sup>52</sup> is not ethyl.

10           Compounds of Formula 1.3 also include compounds wherein (a) when Y represents -OR<sup>52</sup>, and when both R<sup>44</sup> and R<sup>46</sup> are hydrogen, and when both R<sup>48</sup> and R<sup>50</sup> are H, then R<sup>52</sup> is not aryl; and (b) when Y represents -OR<sup>52</sup>, and when both R<sup>44</sup> and R<sup>46</sup> are hydrogen, and when R<sup>48</sup> is Cl at the C-8 position and R<sup>50</sup> is H, then R<sup>52</sup> is not alkyl.

15           Compounds of Formula 1.3 further include compounds wherein (a) when Y represents -OR<sup>52</sup>, and when both R<sup>44</sup> and R<sup>46</sup> are hydrogen, and when both R<sup>48</sup> and R<sup>50</sup> are H, then R<sup>52</sup> is not aryl; and (b) when Y represents -OR<sup>52</sup>, and when both R<sup>44</sup> and R<sup>46</sup> are hydrogen, and when R<sup>48</sup> is halo at the C-8 position and R<sup>50</sup> is H, then R<sup>52</sup> is not alkyl.

20           Compounds of Formula 1.3 still further include compounds wherein (a) when Y represents -OR<sup>52</sup>, and when both R<sup>44</sup> and R<sup>46</sup> are hydrogen, and when both R<sup>48</sup> and R<sup>50</sup> are H, then R<sup>52</sup> is not aryl; and (b) when Y represents -OR<sup>52</sup>, and when both R<sup>44</sup> and R<sup>46</sup> are hydrogen, and when R<sup>48</sup> is halo and R<sup>50</sup> is H, then R<sup>52</sup> is not alkyl.

25           Compounds of Formula 1.3 even further include compounds wherein when Y represents -OR<sup>52</sup>, and when both R<sup>44</sup> and R<sup>46</sup> are hydrogen, and when both R<sup>48</sup> and R<sup>50</sup> are H, then R<sup>52</sup> is not aryl and R<sup>52</sup> is not alkyl.

          Preferably for compounds of Formula 1.3:

30           a represents N, and b, c, and d represent carbon;

          A and B each represent H<sub>2</sub> when the double bond between C-5 and C-6 is absent, and A and B each represent H when the double bond is present;

          R<sup>5</sup>, R<sup>6</sup>, R<sup>7</sup>, and R<sup>8</sup> each represent H;

35           R<sup>44</sup> and R<sup>46</sup> are each independently selected from H, halo (e.g., Cl or Br) benzotriazol-1yloxy or alkyl (most preferably C<sub>1</sub> to C<sub>4</sub> alkyl, more preferably methyl); most preferably R<sup>44</sup> and R<sup>46</sup> are each independently

- 25 -

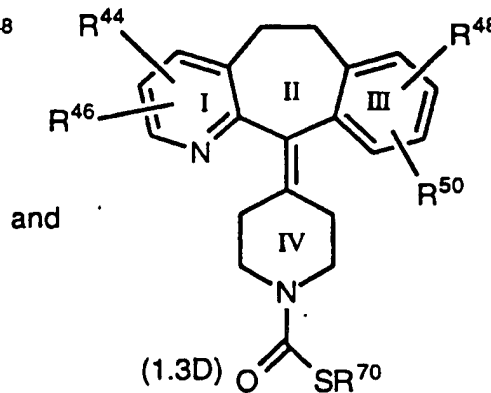
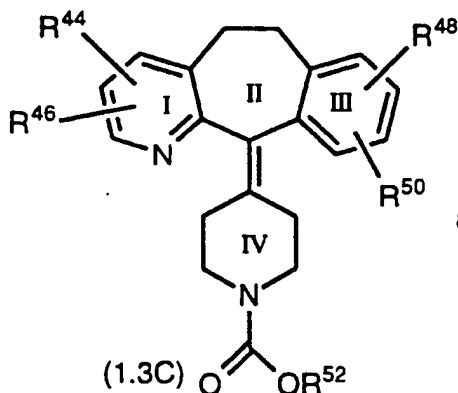
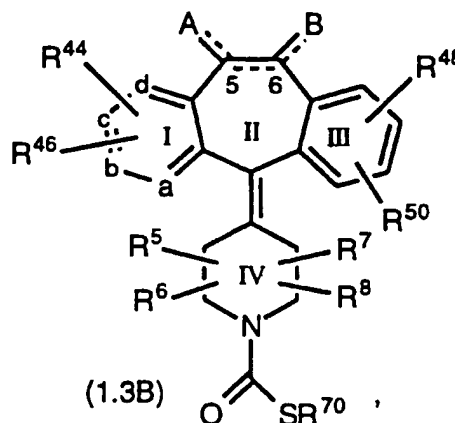
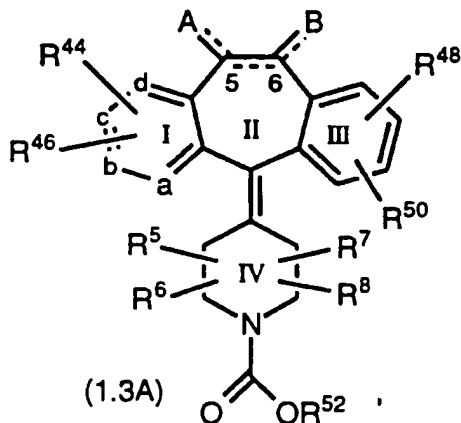
selected from H or halo; more preferably  $R^{44}$  and  $R^{46}$  are each independently selected from H, Cl or Br;

$R^{48}$  and  $R^{50}$  are each independently selected from H or halo (e.g., Cl or Br), most preferably  $R^{48}$  is halo and  $R^{50}$  is H, more preferably  $R^{48}$  is Cl and  $R^{50}$  is H, even more preferably  $R^{48}$  is Cl at the C-8 position and  $R^{50}$  is H;

$R^{52}$  represents heteroaryl (most preferably 3- or 4-pyridyl, or 3- or 4-pyridyl N-oxide), aryl (most preferably phenyl or substituted phenyl, e.g., halo substituted phenyl such as p-bromophenyl), or 3- or 4-N-substituted piperidyl (most preferably the substituent on said N-substituted piperidyl is  $C_1$  to  $C_4$  alkyl, and more preferably methyl); and

$R^{70}$  represents phenyl, 3-pyridyl, 4-pyridyl, 3-pyridyl N-oxide, 4-pyridyl N-oxide, 3- or 4-N-substituted piperidyl, wherein the substituent on said N-substituted piperidyl is  $C_1$  to  $C_4$  alkyl (most preferably methyl), alkylcarbonyl or  $-C(O)NH(R^{10})$  wherein  $R^{10}$  is H or alkyl, most preferably the substituent on the N-substituted piperidyl group is  $C_1$  to  $C_4$  alkyl.

Compounds of Formula 1.3 include:

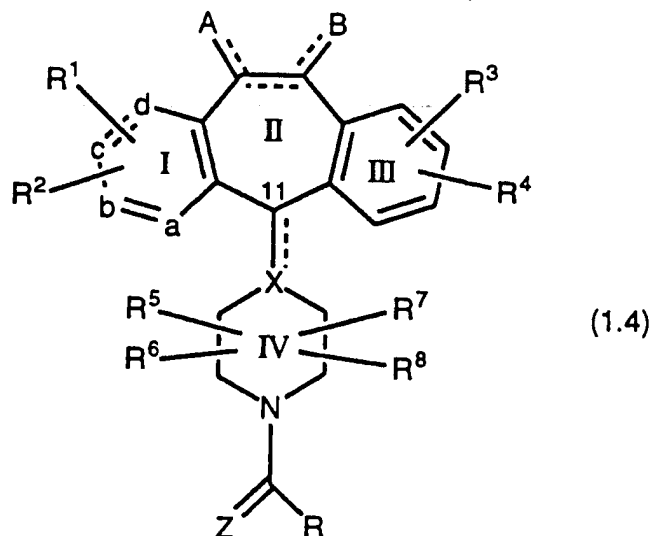


20

wherein all substituents are as defined above

- 26 -

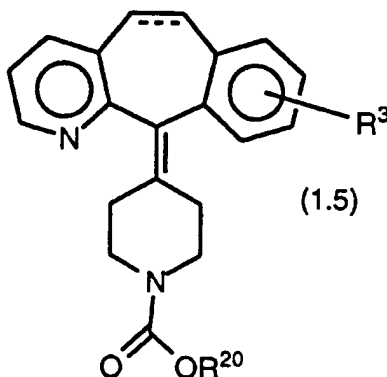
Compounds of Formula 1.0 include compounds Formula 1.4:



wherein all substituents are as defined for Formula 1.0. In particular, compounds of Formula 1.4 include compounds wherein R is  $-SR^{65}$ .

- 5 Compounds of Formula 1.4 further include compounds wherein R is  $-SR^{65}$  and  $R^{10}$  is H, alkyl or aryl. Compounds wherein R is  $-SR^{65}$  (and  $R^{65}$  is alkyl) and  $R^{10}$  is H, alkyl or aryl are disclosed in U.S. 4,826,853 and WO88/03138, and can be made in accordance with procedures therein.

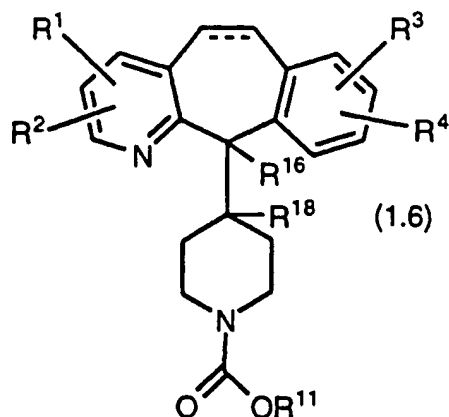
- 10 1.5: Compounds of Formula 1.0 also include compounds of Formula



- 15 wherein all substituents are as defined in Formula 1.0. In particular, compounds of Formula 1.5 include compounds wherein  $R^3$  is H or halo and  $R^{20}$  is as defined for Formula 1.0 except that heteroaryl is excluded; these compounds are disclosed in U.S. 4,282,233 and can be made according to the process disclosed therein.

Also included in Formula 1.0 are compounds of Formula 1.6:

- 27 -



wherein the substituents are as defined for Formula 1.0. In particular, Formula 1.6 includes compounds wherein R<sup>1</sup> to R<sup>4</sup> are each independently selected from the substituents given for R<sup>1</sup> and R<sup>2</sup> of

5 Formula 1.0, and R<sup>16</sup> and R<sup>18</sup> represent H and F respectively, or F and H respectively (preferably R<sup>16</sup> is F and R<sup>18</sup> is H); these compounds are disclosed in U.S. 4,863,931 and can be made in accordance with the procedures disclosed therein.

10 Lines drawn into the ring systems indicate that the indicated bond may be attached to any of the substitutable ring carbon atoms.

Certain compounds of the invention may exist in different isomeric (e.g., enantiomers and diastereoisomers) forms. The invention contemplates all such isomers both in pure form and in admixture, including racemic mixtures. Enol forms are also included.

15 The compounds of the invention can exist in unsolvated as well as solvated forms, including hydrated forms, e.g., hemi-hydrate. In general, the solvated forms, with pharmaceutically acceptable solvents such as water, ethanol and the like are equivalent to the unsolvated forms for purposes of the invention.

20 Certain tricyclic compounds will be acidic in nature, e.g. those compounds which possess a carboxyl or phenolic hydroxyl group. These compounds may form pharmaceutically acceptable salts. Examples of such salts may include sodium, potassium, calcium, aluminum, gold and silver salts. Also contemplated are salts formed with pharmaceutically

25 acceptable amines such as ammonia, alkyl amines, hydroxyalkylamines, N-methylglucamine and the like.

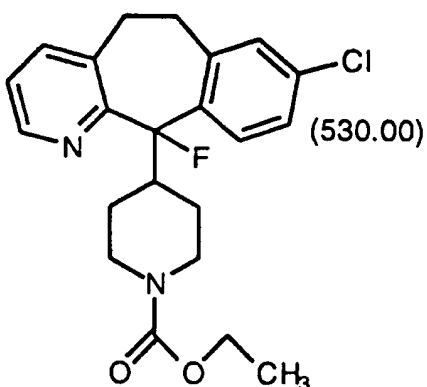
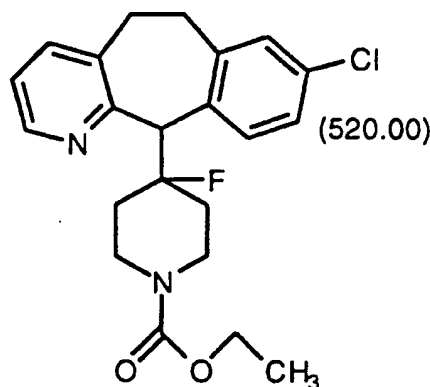
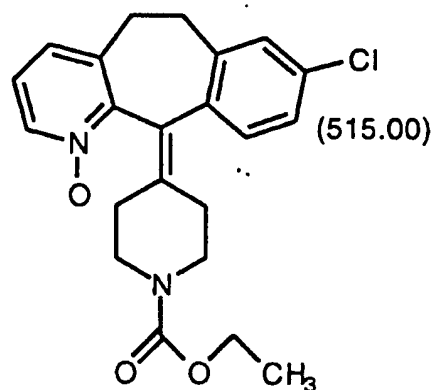
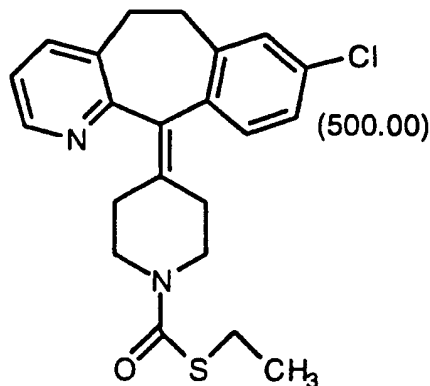
Certain basic tricyclic compounds also form pharmaceutically acceptable salts, e.g., acid addition salts. For example, the pyrido-nitrogen atoms may form salts with strong acid, while compounds having basic

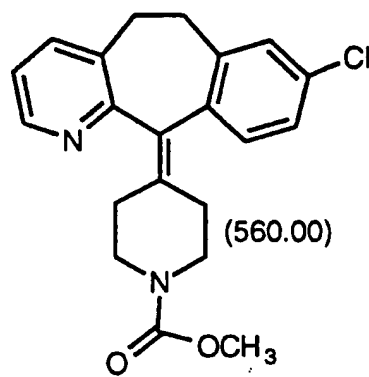
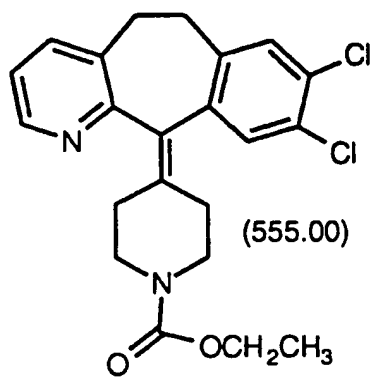
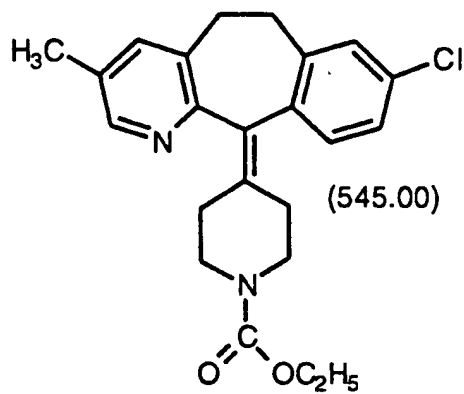
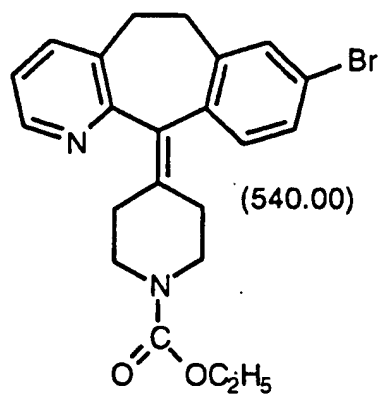
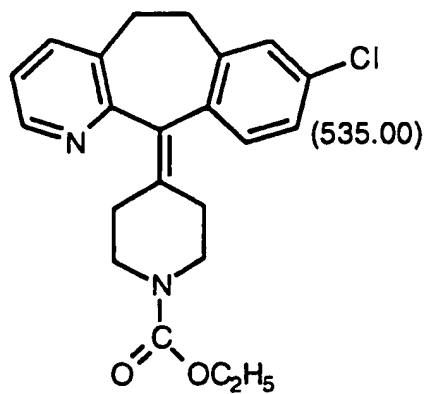
- 28 -

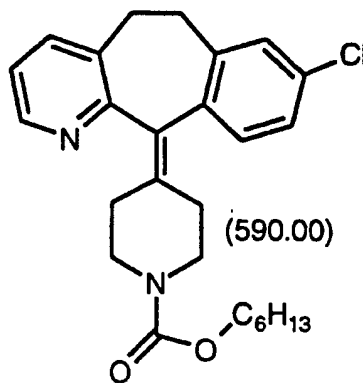
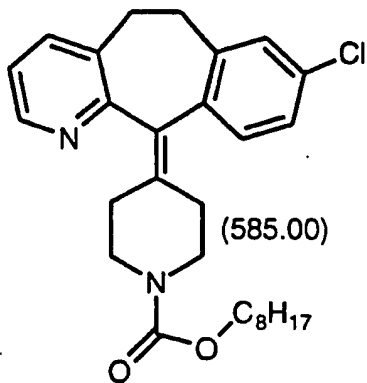
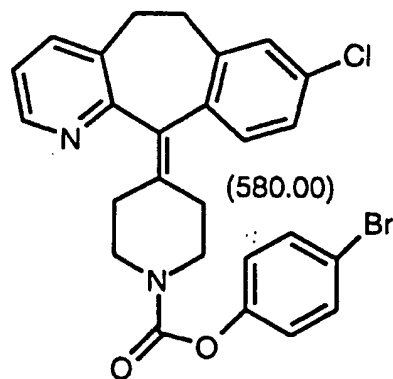
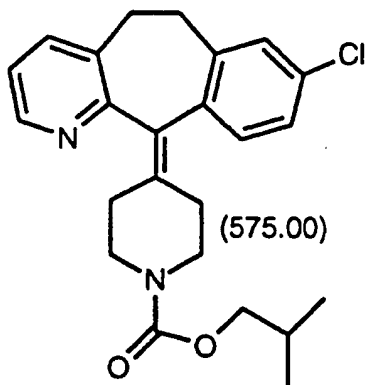
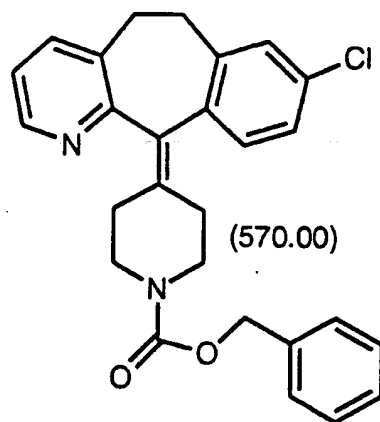
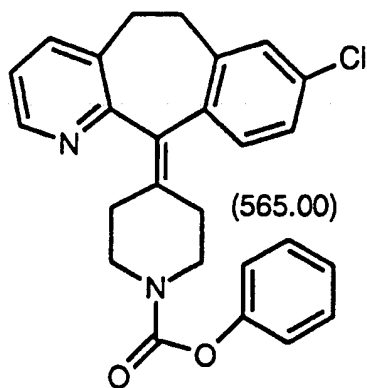
substituents such as amino groups also form salts with weaker acids. Examples of suitable acids for salt formation are hydrochloric, sulfuric, phosphoric, acetic, citric, oxalic, malonic, salicylic, malic, fumaric, succinic, ascorbic, maleic, methanesulfonic and other mineral and carboxylic acids well known to those in the art. The salts are prepared by contacting the free base form with a sufficient amount of the desired acid to produce a salt in the conventional manner. The free base forms may be regenerated by treating the salt with a suitable dilute aqueous base solution such as dilute aqueous sodium hydroxide, potassium carbonate, ammonia and sodium bicarbonate. The free base forms differ from their respective salt forms somewhat in certain physical properties, such as solubility in polar solvents, but the acid and base salts are otherwise equivalent to their respective free base forms for purposes of the invention.

All such acid and base salts are intended to be pharmaceutically acceptable salts within the scope of the invention and all acid and base salts are considered equivalent to the free forms of the corresponding compounds for purposes of the invention.

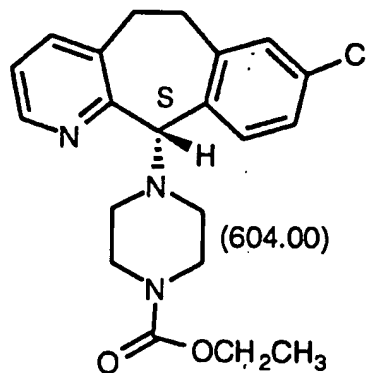
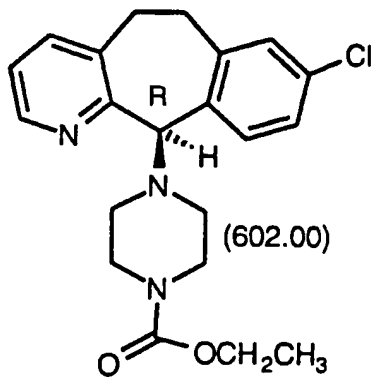
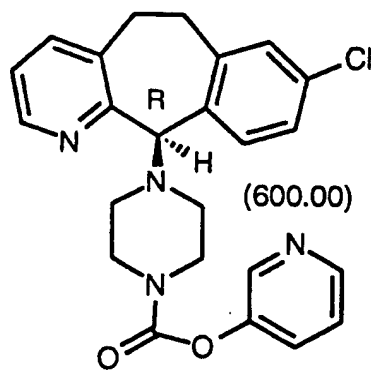
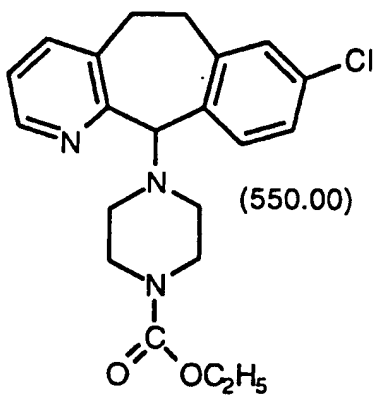
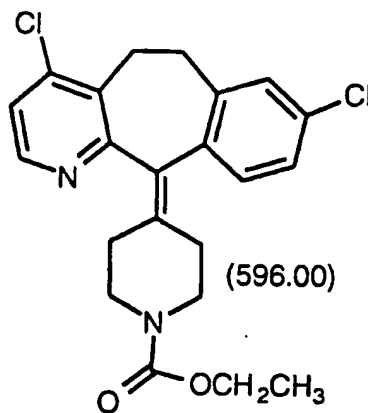
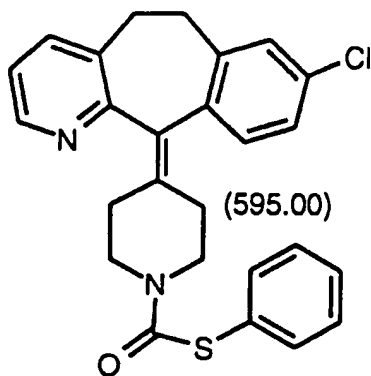
Compounds within the above described formulas include:

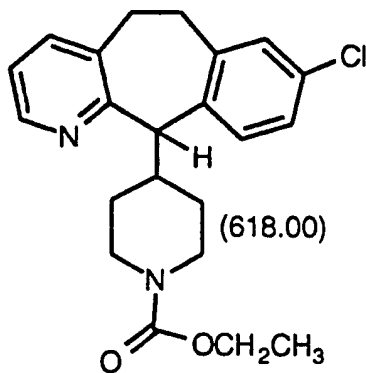
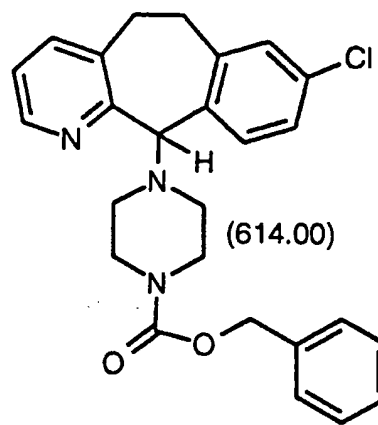
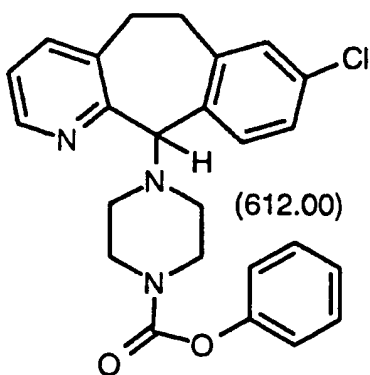
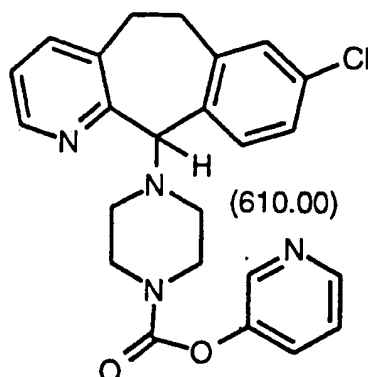
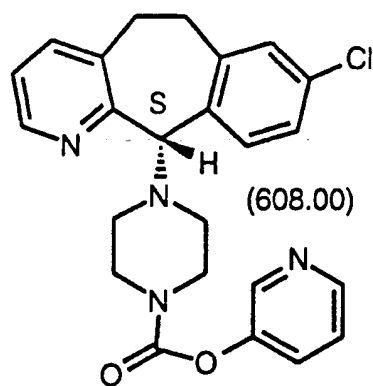


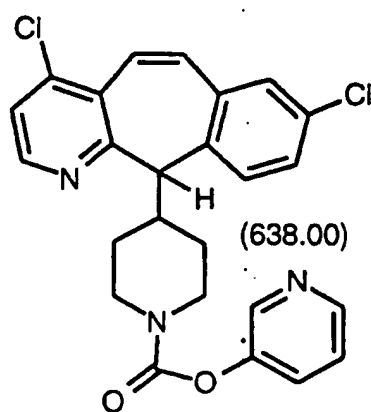
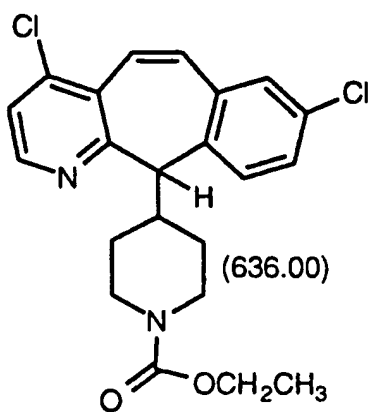
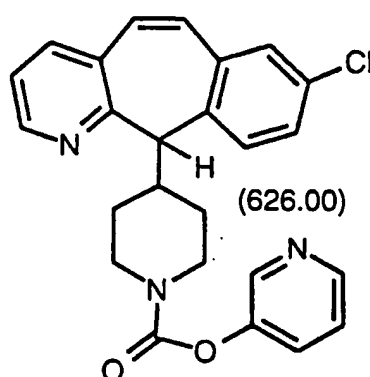
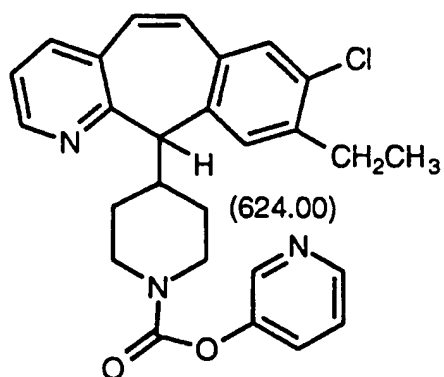
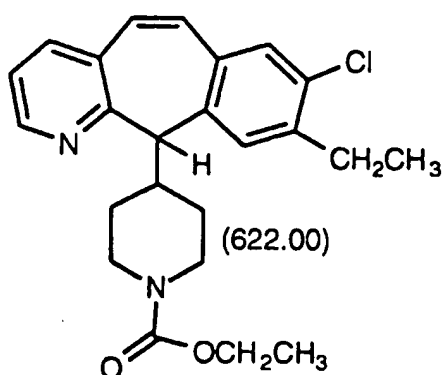
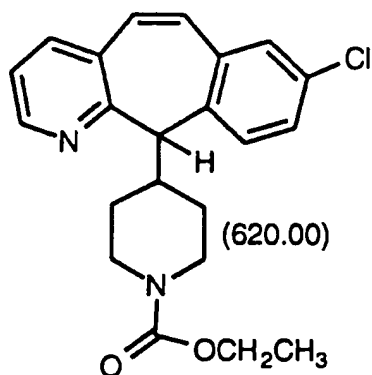




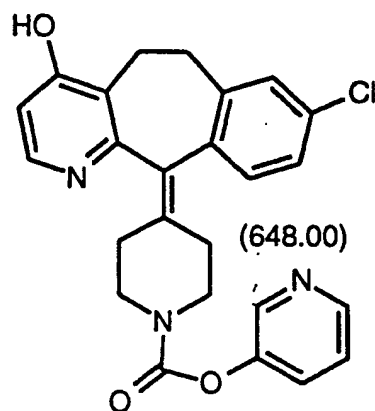
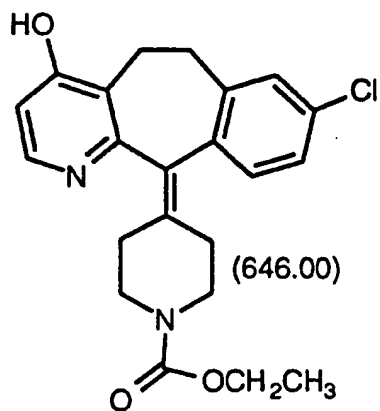
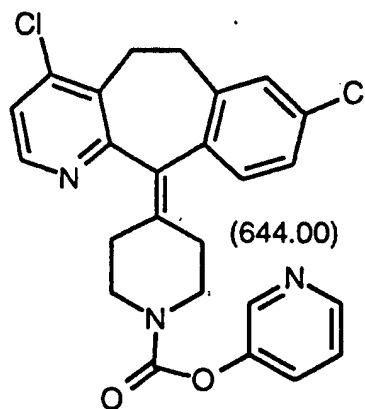
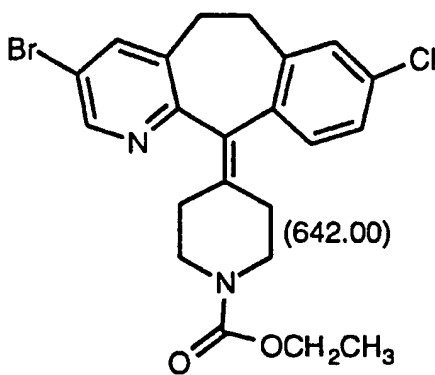
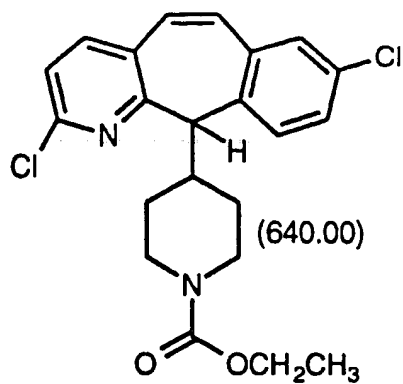


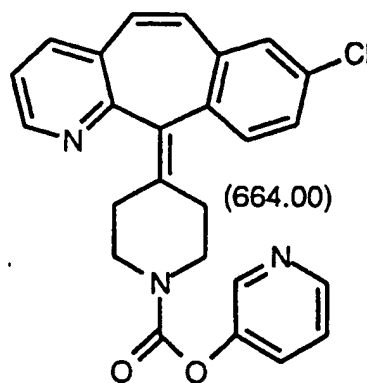
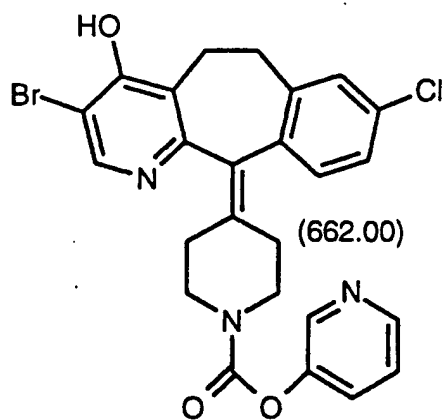
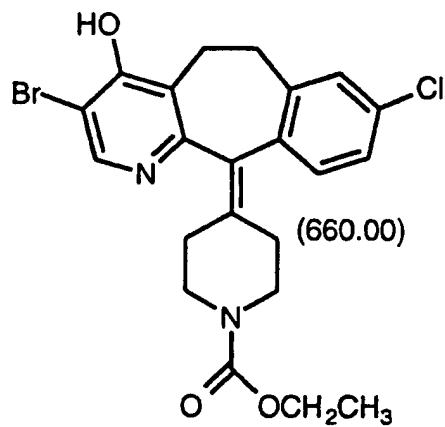
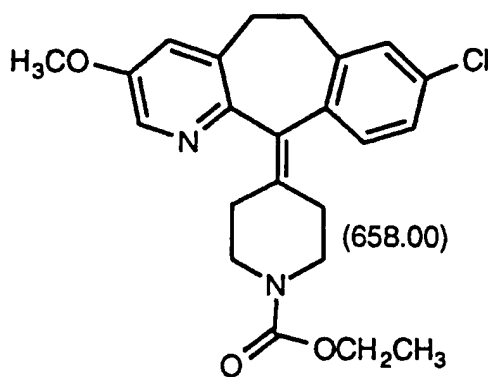
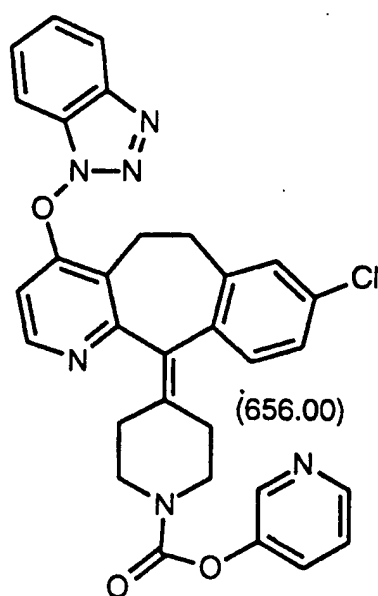
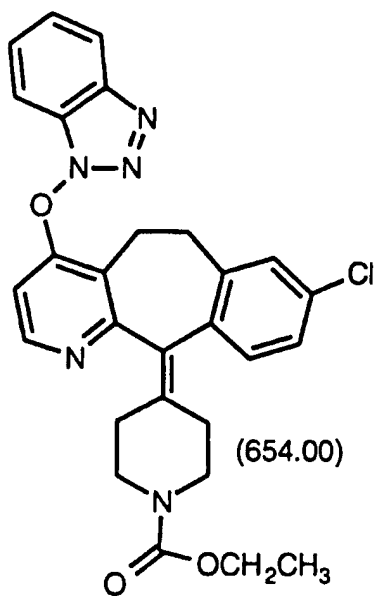




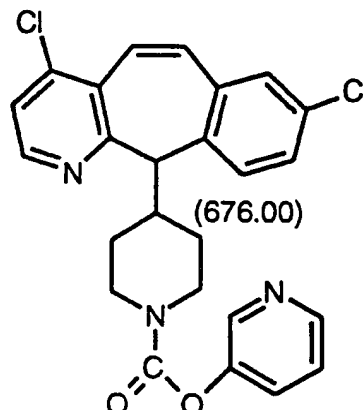
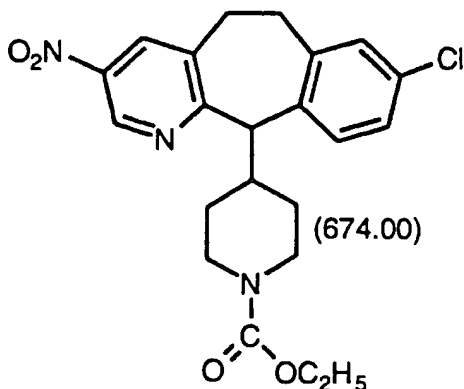
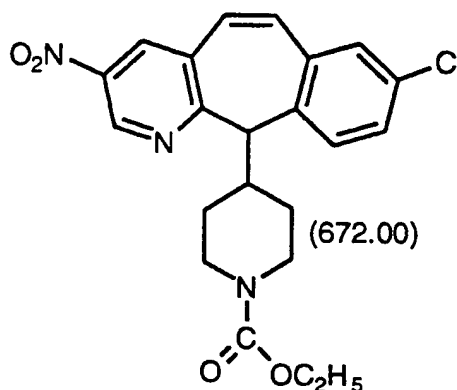
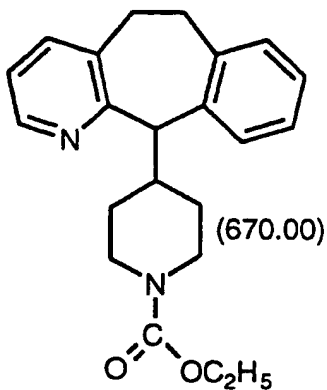
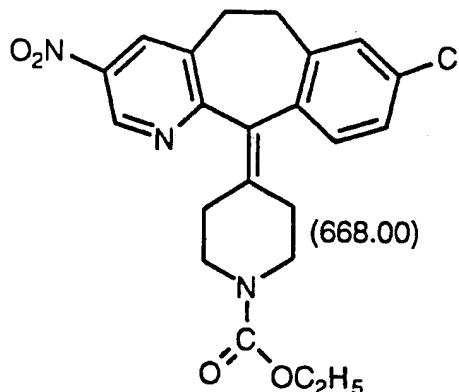
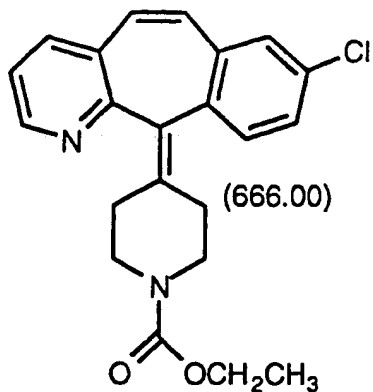


- 34 -





- 36 -



5

and

Preferred compounds useful in this invention are represented by Formulas 500.00, 530.00, 550.00, 565.00, 580.00, 595.00, 600.00, 604.00, 608.00, 610.00, 612.00, 618.00, 626.00, 642.00, 644.00, 656.00, 662.00 and 676.00, and the compounds of Examples 32 and 33.

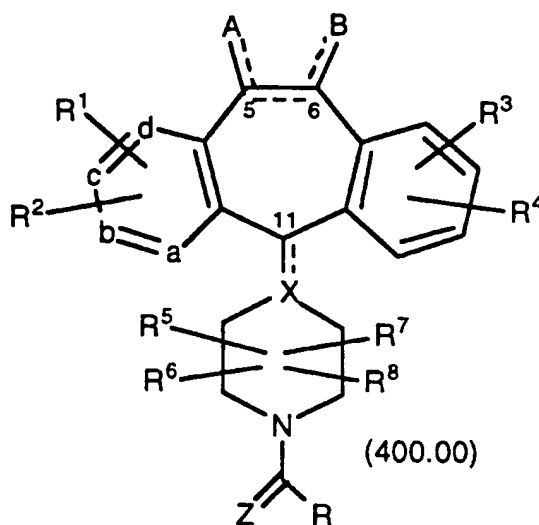
More preferred compounds useful in this invention are represented by Formulas 500.00, 530.00, 565.00, 580.00, 595.00, 600.00, 608.00,

10

- 37 -

610.00, 612.00, 618.00, 626.00, 642.00, 644.00, 656.00 and 662.00, and the compounds of Examples 32 and 33.

The following processes may be employed to produce compounds of Formula 400.00:



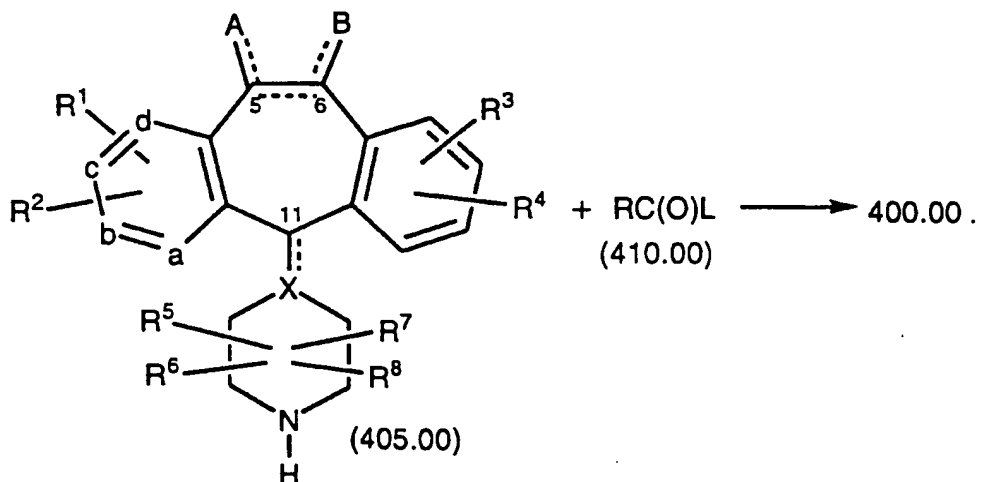
5

Those skilled in the art will appreciate that compounds of Formula 1.0, e.g., Formula 1.4, are represented by the compounds of Formula 400.00.

Those skilled in the art will also appreciate that the processes described below for producing compounds of Formula 400.00 (Formula 1.4) are also applicable to the compounds of Formulas 1.1, 1.2 and 1.3.

10

A compound of Formula 405.00 may be reacted with  $RC(O)L$ , wherein R is as defined for Formula 1.0, in the presence of a base to produce compounds of Formula 400.00.

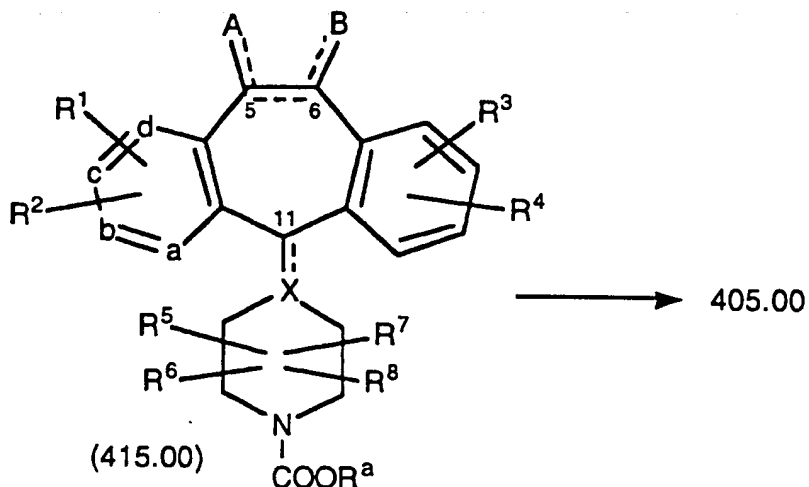


15

Representative examples of appropriate bases are pyridine and triethylamine. L designates a suitable leaving group (e.g., Cl or Br).

- 38 -

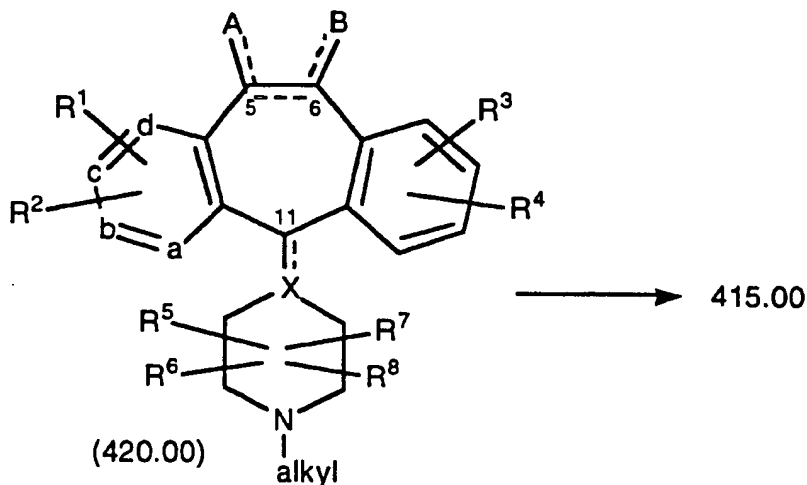
Compounds of Formula 405.00 may be prepared by cleaving the group  $\text{COOR}^a$  from the corresponding carbamates 415.00, for example, via acid hydrolysis (e.g., HCl) or base hydrolysis (e.g., KOH):



- 5 wherein  $\text{R}^a$  is a group which does not prevent the cleavage reaction, e.g.,  $\text{R}^a$  is an optionally substituted alkyl such as ethyl.

Alternatively, depending upon the nature of  $\text{R}^a$ , as determined by one skilled in the art, Compound 415.00 may be treated with an organometallic reagent (e.g.,  $\text{CH}_3\text{Li}$ ), a reductive reagent (e.g., Zn in acid),  
 10 etc., to form compounds of Formula 405.00.

Compound 415.00 may be prepared from the N-alkyl compound shown as Formula 420.00 below, in the manner disclosed in U.S. Patents 4,282,233 and 4,335,036.

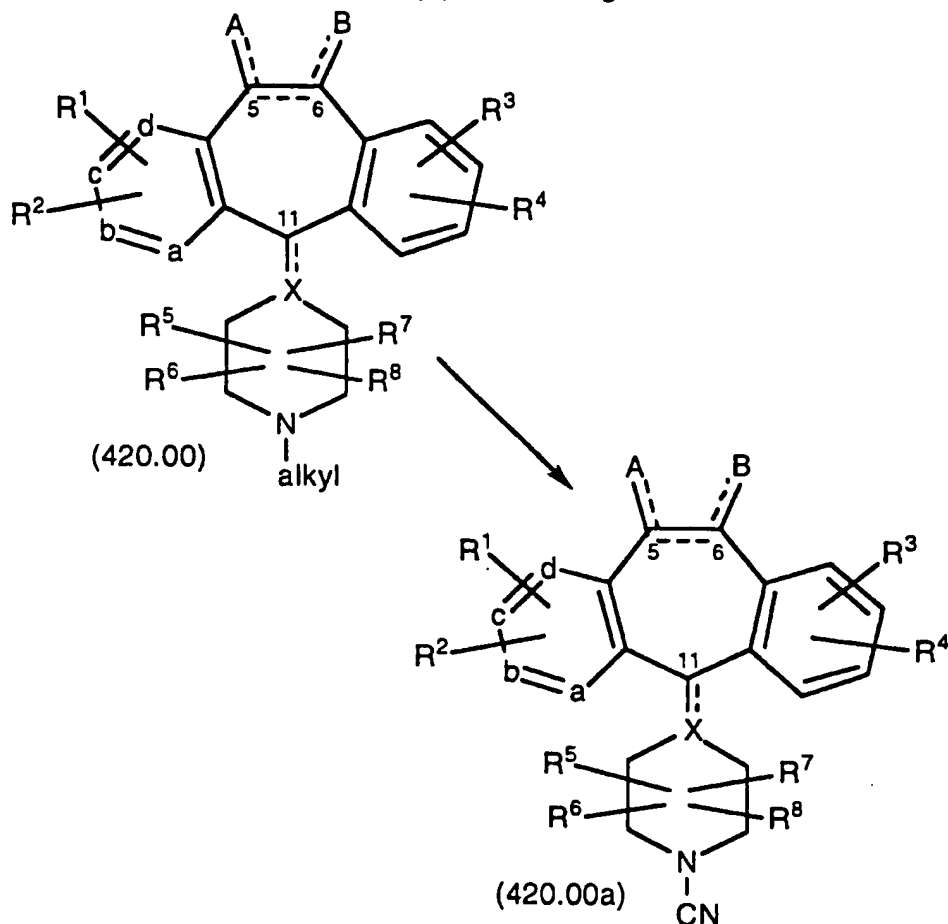


- 15 It also will be apparent to one skilled in the art that there are other methods for converting Compound 420.00 to Compound 405.00. For example, treatment of Compound 420.00 with  $\text{BrCN}$  via von Braun



- 39 -

reaction conditions would provide nitrile 420.00a. Subsequent hydrolysis of the nitrile under either aqueous basic or acidic conditions would produce Compound 405.00. This method is preferable when there is substitution on the piperidine or piperazine ring.

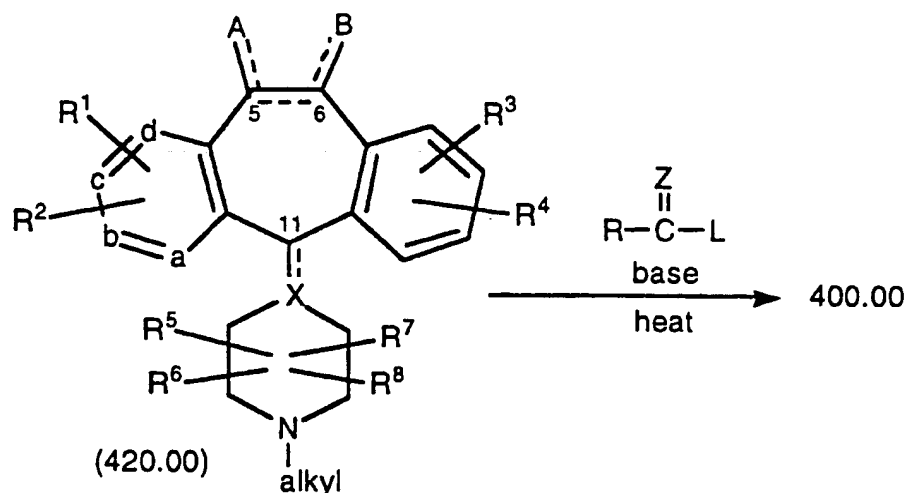


5

C. The compounds of Formula 400.00 wherein Z is O may be made by an alternative process using direct conversion of the N-alkyl compound 420.00 with an appropriate compound of Formula 410.00 such as a chloroformate (such as phenylchloroformate). An appropriate base, may be added, and heating may be required. Typically, a temperature ranging from 50-150°C is utilized. Other compounds of the invention can be made by reacting a compound of Formula 400.00, wherein R is phenoxy, with the sodium salt of the appropriate alcohol.

10

- 40 -



Compound 420.00 is prepared as described in part B above.

#### PREPARATION OF SINGLE BOND COMPOUNDS

- 5           Compounds of Formula 400.00, wherein X is carbon and the bond to carbon 11 (C-11) is a single bond, can be prepared by reducing compounds of Formula 405.00, wherein X is carbon and the bond to C-11 is a double bond, with lithium aluminum hydride in tetrahydrofuran. Conversion to final products can be done following the process described
- 10           above for conversion of compounds of Formula 405.00 to compounds of Formula 400.00.

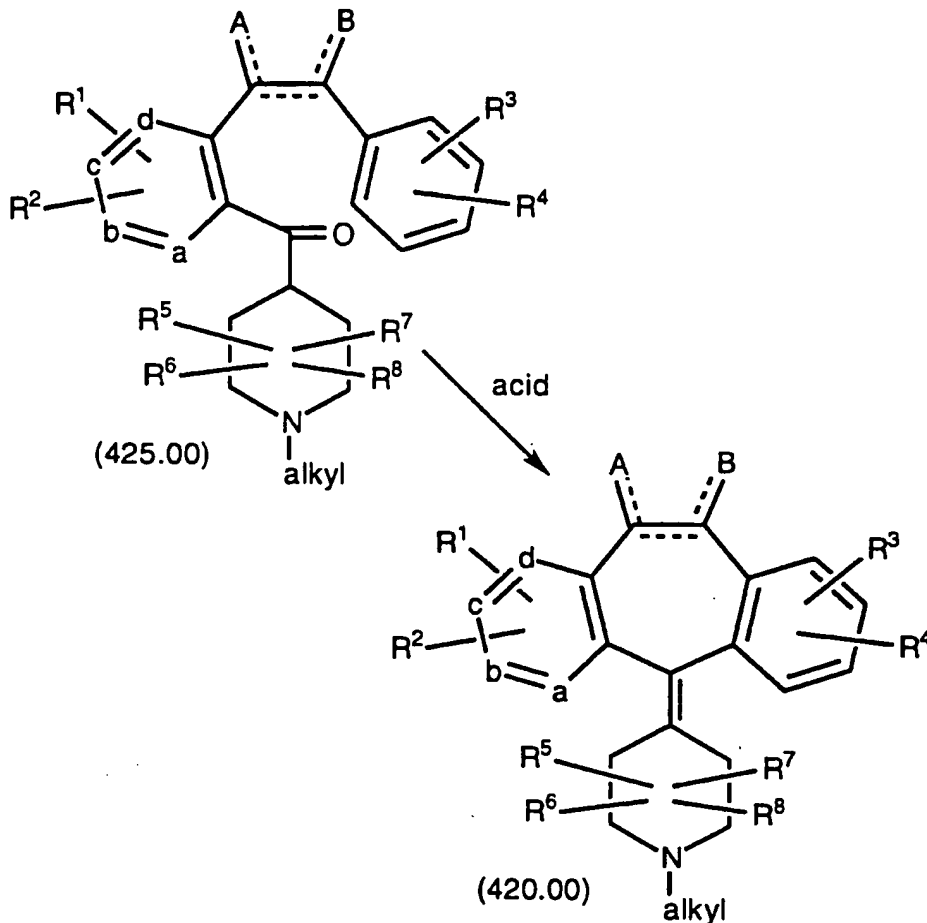
#### PREPARATION OF DOUBLE BOND COMPOUNDS

- 15           Compounds of Formula 400.00, wherein X is a carbon atom having an exocyclic double bond to carbon 11, may be prepared from compound 420.00 as described above. Compounds of Formula 420.00 may be produced by the methods disclosed generally in U.S. Patent 3,326,924 or alternatively may be prepared by a ring closure reaction, wherein the desired cycloheptene ring is formed by treating compound 425.00 with a
- 20           super acid. Suitable super acids for this purpose include, for example, HF/BF<sub>3</sub>, CF<sub>3</sub>SO<sub>3</sub>H (triflic acid), CH<sub>3</sub>SO<sub>3</sub>H/BF<sub>3</sub>, etc. The reaction can be performed in the absence of, or with, an inert co-solvent such as CH<sub>2</sub>Cl<sub>2</sub>. The temperature and time of the reaction vary with the acid employed. For example, with HF/BF<sub>3</sub> as the super acid system the temperature may be
- 25           controlled so as to minimize side reactions, such as HF addition to the exocyclic double bond. For this purpose, the temperature is generally in the range of from about +5°C to -50°C. With CF<sub>3</sub>SO<sub>3</sub>H as the super acid

- 41 -

system, the reaction may be run at elevated temperatures, e.g., from about 25°C to about 150°C and at lower temperatures but the reaction then takes longer to complete.

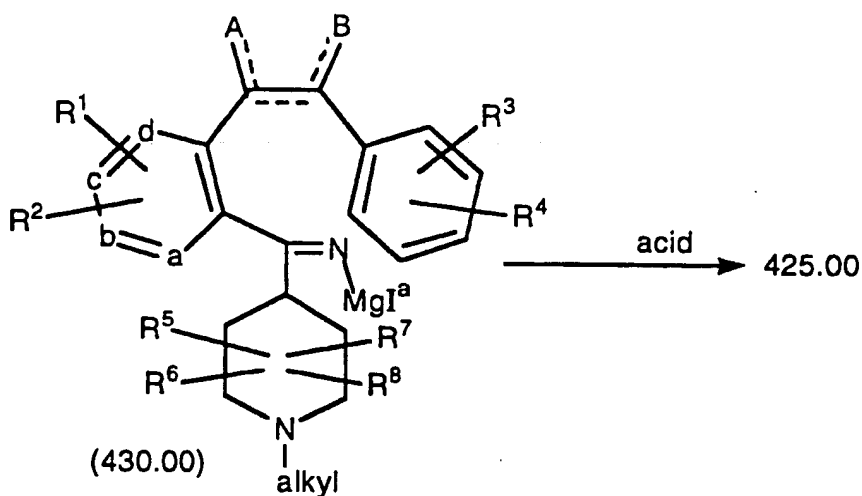
Generally the super acid is employed in excess, preferably in amounts of from about 1.5 to about 30 equivalents.



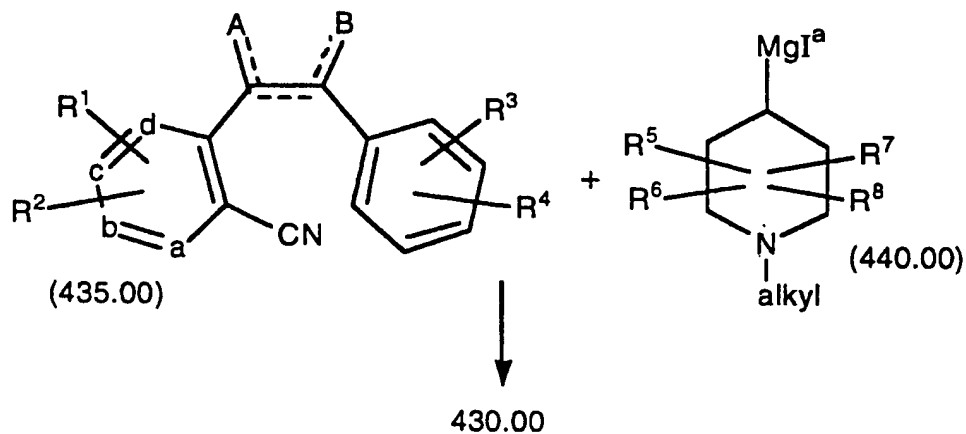
A ketone compound of Formula 425.00 may be formed by hydrolysis of 430.00, e.g., such as by reacting a Grignard intermediate of Formula 430.00 with an aqueous acid (e.g., aqueous HCl). I<sup>a</sup> in Formula 430.00 represents chloro, bromo or iodo.

10

- 42 -



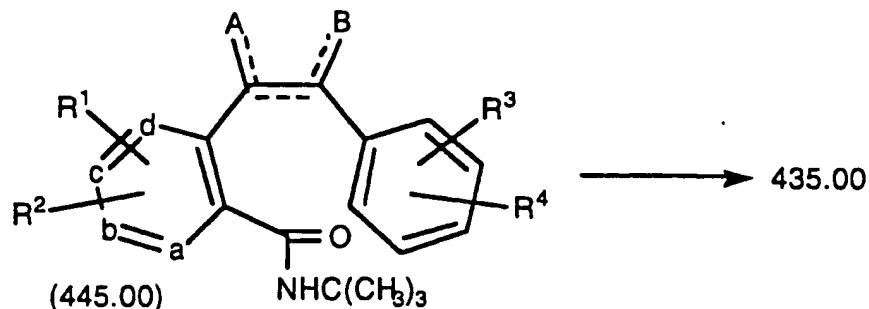
- The Grignard intermediate 430.00 is formed by the reaction of the cyano compound 435.00 with an appropriate Grignard reagent 440.00 prepared from 1-alkyl-4-halopiperidine. The reaction is generally
- 5 performed in an inert solvent, such as ether, toluene, or tetrahydrofuran; under general Grignard conditions e.g., temperature of from about 0°C to about 75°C. Alternatively, other organometallic derivatives of the 1-alkyl-4-halo piperidine can be employed.



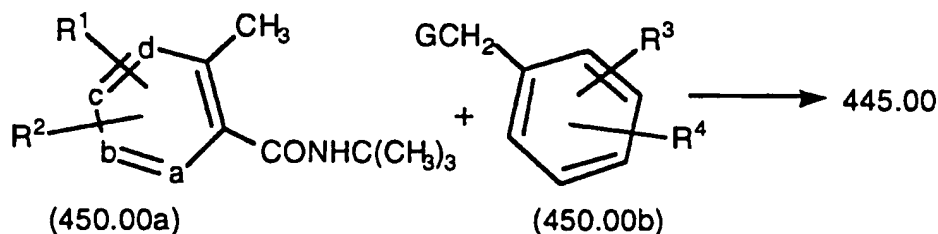
- 10 The cyano compound of Formula 435.00 is produced by converting the tertiary butyl amide of Formula 445.00 with a suitable dehydrating agent, such as  $\text{POCl}_3$ ,  $\text{SOCl}_2$ ,  $\text{P}_2\text{O}_5$ , toluene sulfonyl chloride in pyridine, oxalyl chloride in pyridine, etc. This reaction can be performed in the absence of or with a co-solvent, such as xylene.
- 15 The dehydrating agent such as  $\text{POCl}_3$  is employed in equivalent amounts or greater and preferably in amounts of from about 2 to about 15 equivalents. Any suitable temperature and time can be employed for

- 43 -

performing the reaction, but generally heat is added to accelerate the reaction. Preferably the reaction is performed at or near reflux.

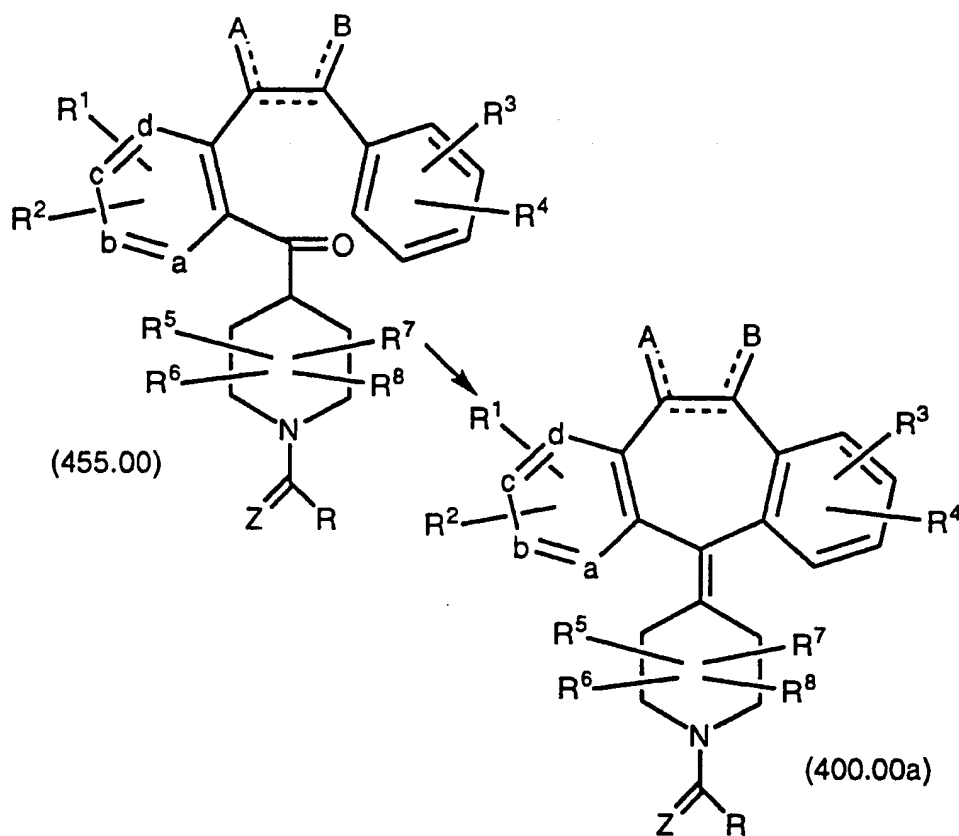


- 5 The tert-butylamide of Formula 445.00 may be produced by reaction of a compound of Formula 450.00a and 450.00b, in the presence of base, wherein G is chloro, bromo or iodo.



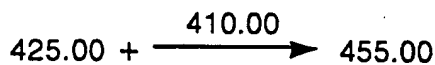
- 10 The compound of Formula 450.00a may be formed by hydrolysis of the corresponding nitrile wherein the appropriate cyanomethyl pyridine, such as 2-cyano-3-pyridine, is reacted with a tertiary butyl compound in acid, such as concentrated sulfuric acid or concentrated sulfuric acid in glacial acetic acid. Suitable tertiary butyl compounds include, but are not limited to, t-butyl alcohol, t-butyl chloride, t-butyl bromide, t-butyl iodide, isobutylene or any other compound which under hydrolytic conditions
- 15 forms t-butyl carboxamides with cyano compounds. The temperature of the reaction will vary depending upon the reactants, but generally the reaction is conducted in the range of from about 50°C to about 100°C with t-butyl alcohol. The reaction may be performed with inert solvents, but is usually run neat.
- 20 An alternative process for the formation of compounds of Formula 400.00a may involve direct cyclization of Compound 455.00 as shown below.

- 44 -



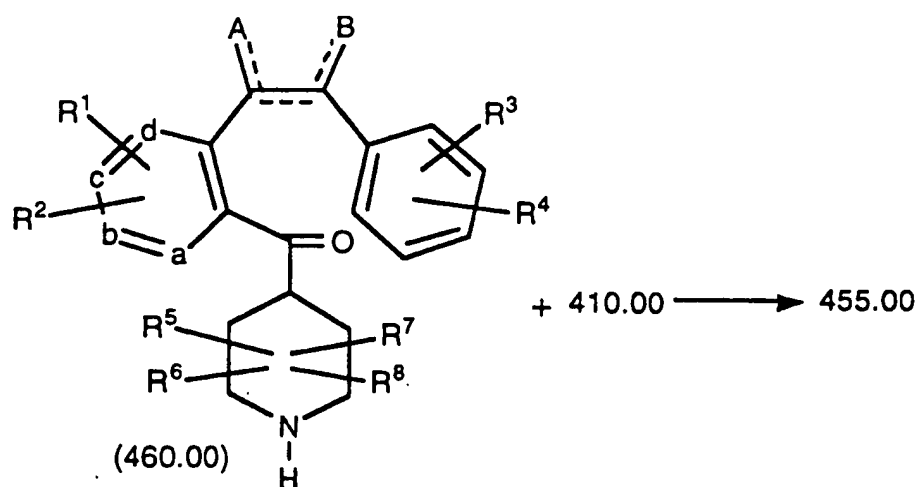
Cyclization to form the cycloheptene ring may be accomplished with a strong acid (e.g., triflic, polyphosphoric, HF/BF<sub>3</sub>), and may be performed in an inert solvent, such as ether, toluene or THF. The temperature and time may vary with the acid employed, as described in process A above.

5 Compounds of Formula 455.00 wherein Z = O may be prepared by treating a compound of Formula 425.00 with an appropriate chloroformate (e.g., ethyl chloroformate) of formula 410.00 in the appropriate solvent, such as toluene, dioxane or xylene, and at a temperature ranging from 50-  
10 150°C, preferably 100-120°C.

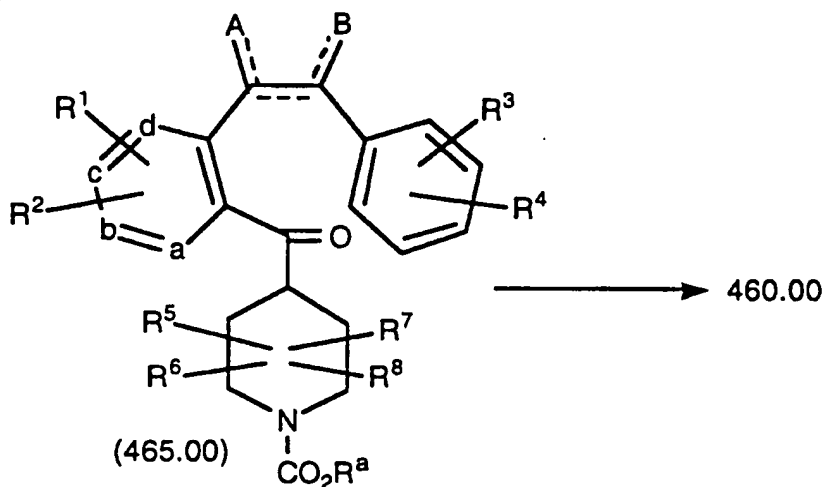


A second method of preparing compounds of Formula 455.00 involves reacting an unsubstituted piperidylidene compound of Formula 460.00 with the appropriate chloroformate (e.g., ethyl chloroformate) of  
15 Formula 410.00 in the presence of base, such as pyridine or triethylamine.

- 45 -



Compounds of Formula 460.00 may be produced from the corresponding carbamates of Formula 465.00, via acid hydrolysis, using for example, aqueous hydrochloric acid, or base hydrolysis using for example, potassium hydroxide. Alternatively, some compounds can be prepared by treating the carbamate, Formula 465.00, with an organometallic reagent, such as methyl lithium or a reductive reagent, such as zinc in acid, etc., depending upon the nature of the R<sup>a</sup> group. For example, if R<sup>a</sup> is a simple alkyl group, CO<sub>2</sub>R<sup>a</sup> may be cleaved by alkaline hydrolysis at 100°C.



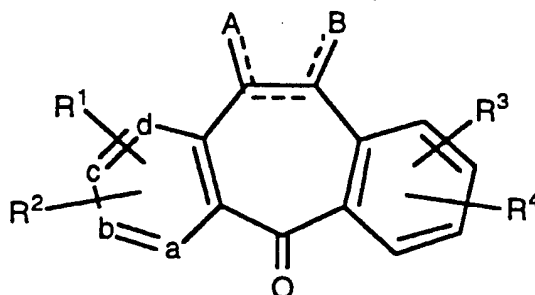
The carbamate compounds of Formula 465.00 may be prepared from the appropriate alkyl compound of Formula 425.00 by treatment with a chloroformate, preferably in an inert solvent, such as toluene, with warming to approximately 80°C. Other alternative methods are available for the conversion of 425.00 to 455.00 as previously described (e.g. Von

- 46 -

Braun reaction conditions). Compounds of Formula 425.00 may be prepared as described above.

### SUBSTITUTION ON THE PYRIDINE RING

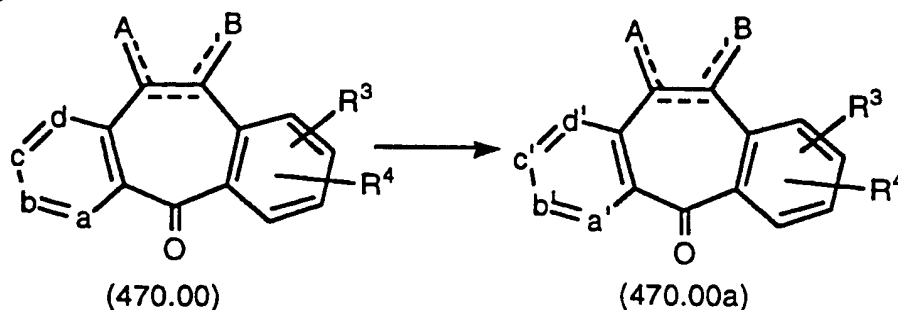
- 5 Various methods can be used as described in WO 88/03138 to provide compounds which are substituted on the pyridine ring, i.e., in positions 2-, 3- and or 4- positions of the tricyclic ring system. For example, the cyclization methods described on pages 20-30 of WO 88/03138 can already have the appropriate substituents on the pyridine ring in place. A variety of substituted pyridines are known in the literature and can be employed in these syntheses. Alternatively, the azaketone of Formula XIX (from page 27 of WO 88/03138)



(XIX) p.27 WO88/03138

- 15 wherein R<sup>1</sup> and R<sup>2</sup> are both H can be converted to the appropriately substituted azaketone wherein R<sup>1</sup> and R<sup>2</sup> are non-H substituents. If both R<sup>1</sup> and R<sup>2</sup> are desired to be non-H substituents the procedure would be repeated.

- 20 The azaketone is thus reacted with an oxidizing agent such as meta-chloroperoxybenzoic acid (MCPBA) or hydrogen peroxide to produce the corresponding compound in which the nitrogen of the pyridine ring is an N-oxide:



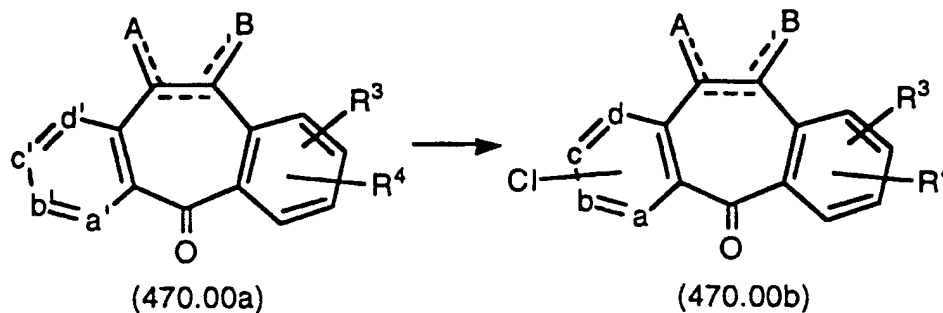
- 25 wherein one of a', b', c' or d' is N→O and the others are CH or CR<sup>1</sup> or CR<sup>2</sup>. This reaction is normally run at temperatures from -15°C to reflux, more typically at about 0°C. The reaction is preferably conducted in an inert



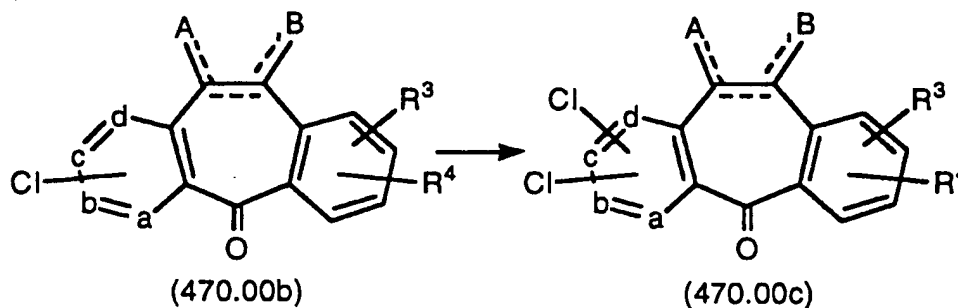
- 47 -

solvent such as methylene chloride for MCPBA or acetic acid for hydrogen peroxide.

- 5 The azaketone N-oxide of Formula 470.00a can then be reacted with a chlorinating agent such as  $\text{SO}_2\text{Cl}_2$  or  $\text{SOCl}_2$  to form a compound of Formula 470.00b. Typically, this reaction results in monosubstitution of Cl in the ortho or para-position relative to the N atom of the ring.



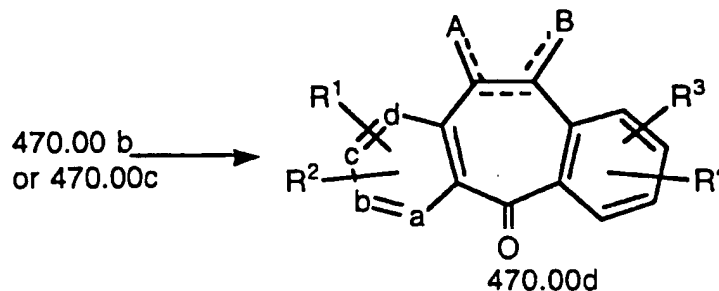
To provide the disubstituted products, steps 1 and 2 above are repeated.



10

Typically, the resulting disubstituted compounds have Cl ortho and para relative to the N atom of the pyridine ring.

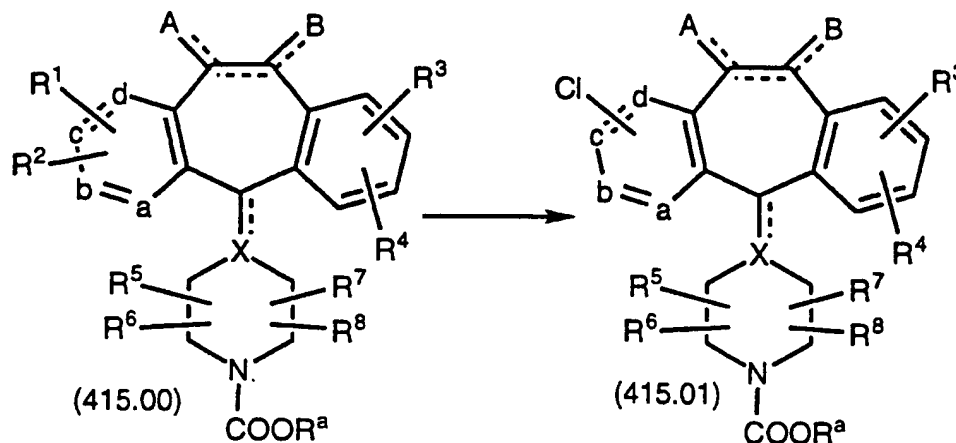
- 15 The mono or disubstituted compounds of Formulas 470.00b and 470.00c above can be reacted with various nucleophiles such as alkoxides, amines, thiols, etc. This will result in compounds where one or both of the Cl substituents are replaced by the nucleophile to provide a compound of Formula 470.00d or a compound easily converted to Formula 470.00d.



- 48 -

The substituted ketone of Formula 470.00 can then be converted to the desired compound by the methods described above.

Formula 405.00, wherein R<sup>1</sup> or R<sup>2</sup> are chlorine, can be made by the following alternate process.



5

The N-oxide of Formula 415.00 can be treated with POCl<sub>3</sub> to form a compound of Formula 415.01. Typically, this reaction results in mono-substitution of Cl in the ortho or para position relative to the N atom of the ring. The N-oxide of Formula 415.00 can be formed by oxidizing Formula 415.00 with a peroxyacid such as 4-chloroperoxybenzoic acid.

10

Alternatively, the Cl substituted azaketones of formula 470.00b or 470.00c above can be converted to the corresponding derivatives of Formula 405.00 above wherein R<sup>1</sup> and/or R<sup>2</sup> is Cl by methods analogous to those described above. At this point the Cl substituent(s) can be displaced by an appropriate nucleophile to provide the desired substituent. Suitable nucleophiles include alkoxide, amines, thiols, etc. This reaction usually requires higher temperatures (e.g., from about 100° to about 200°C) than the displacement reaction to produce ketone 470.00d above. It is also usually conducted in a sealed vessel in an inert solvent.

15

The compound of Formula 405.00 is then converted to a compound of Formula 400.00 as described above.

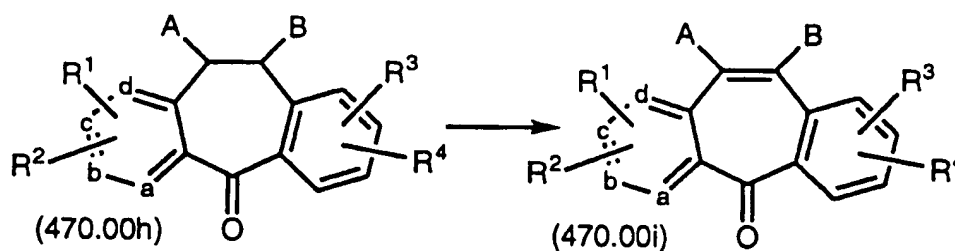
20

### PREPARATION OF C5-C6-ENE DERIVATIVES

Compounds of formula 400.00 with a double bond between C-5 and C-6 can be prepared by heating a compound of Formula 470.00h in acetic acid with SeO<sub>2</sub> to produce a compound of Formula 470.00i. Compounds of Formula 470.00i can be converted to final products according to methods already described.

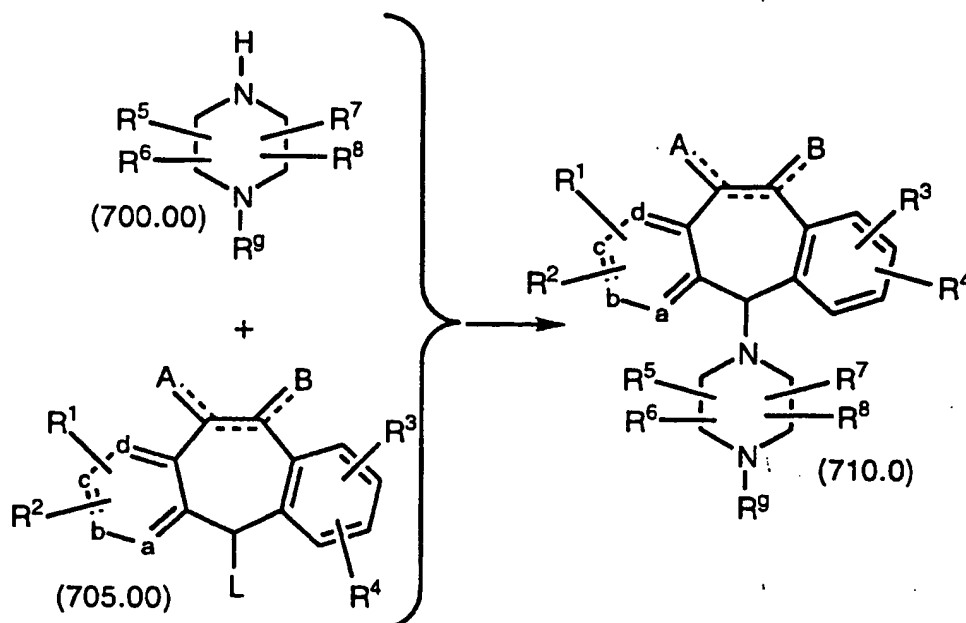
25

- 49 -



### PREPARATION OF PIPERAZINE ANALOGS

- 5 Compounds having a piperazine ring bound to the C-11 of the tricyclic nucleus, i.e., Formula 1.0 wherein X is N, are best prepared via alkylation of the appropriately substituted piperazine compound of Formula 700.00 with a compound of Formula 705.00. Compounds of Formula 705.00 contain the appropriately substituted halide (such as Cl, Br, or I) or other similar leaving group (e.g., tosyloxy or mesyloxy). The reaction is usually conducted in an inert solvent, such as THF or toluene, optionally with a base such as triethylamine or potassium carbonate, and typically at a temperature range of ambient to reflux to produce a compound of Formula 710.00.
- 10

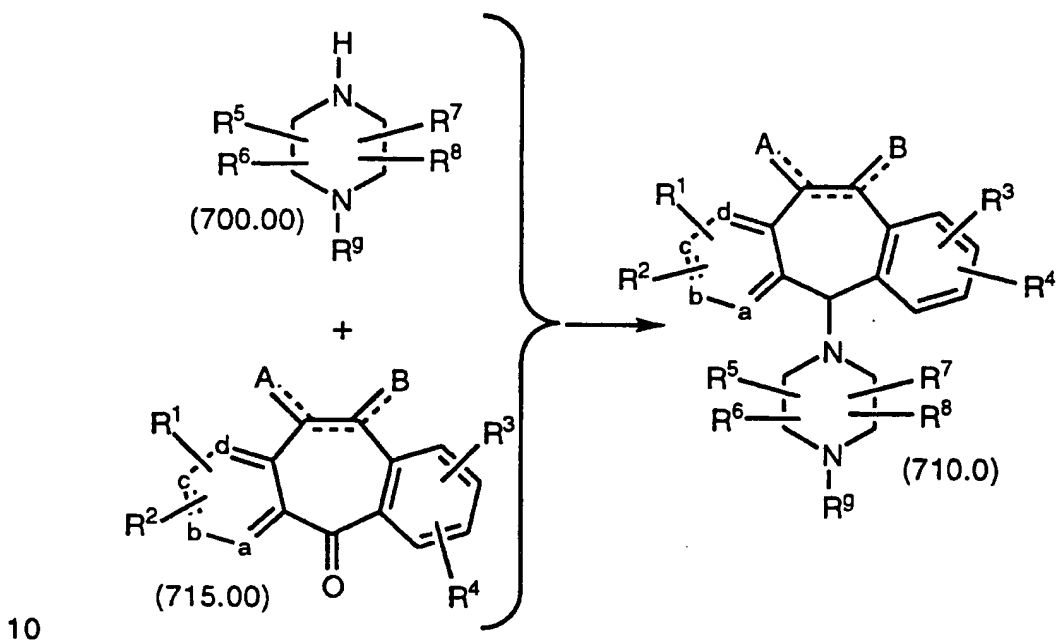


- 15 In this reaction R<sup>9</sup> is H or CO<sub>2</sub>R<sup>a</sup> (wherein R<sup>a</sup> is a C<sub>1</sub> to C<sub>4</sub> alkyl group). The preparation of compound 705.00 wherein L is Cl is analogous to the procedure described in U.S. 3, 409,621. By methods known in the art compounds of Formula 710.00, wherein R<sup>9</sup> is CO<sub>2</sub>R<sup>a</sup>, can be converted to Formula 710.00 wherein R<sup>9</sup> is H, by acid or base hydrolysis as described

- 50 -

in U.S. 4,826,853. Compounds of formula 710.00, wherein R<sup>9</sup> is H, can be converted to compounds of Formula 400.00 by the process used to convert Formula 405.00 to Formula 400.00. Compounds of 410.00, wherein R is 3-pyridyloxy, can be prepared by reacting 3-hydroxy-pyridine with an  
 5 excess of phosgene in toluene/dichloromethane at 0°C in the presence of a base such as pyridine.

An alternate route for generating the compound of Formula 710.00 is by reductive amination of the aza ketone 715.00 with the piperazine 700.00



The reaction is typically carried out in a polar solvent, such as methanol or ethanol, optionally in the presence of a dehydrating agent, such as 3Å molecular sieves. The intermediate Schiff base can be reduced to the compound of Formula 710.00 by employing a variety of  
 15 reducing agents, such as NaCNBH<sub>3</sub>, or catalytic hydrogenation, for example, hydrogen over Pd/C.

When R<sup>9</sup> is C(Z)R, these are the compounds of the invention.

20 An alternative process for introducing substituents at the C-3 position of pyridine Ring I of Formula 1.0, involves nitrating a compound of Formula 415.00 (except wherein X is nitrogen) or a compound of Formula 470.00d with tetrabutylammonium nitrate - trifluoroacetic anhydride in methylene chloride at a temperature of 0°C to room temperature (about 25°C). The nitro group may then be reduced to the corresponding amine using iron filings in ethanol, or powdered zinc - acetic acid in aqueous

- 51 -

THF. By methods know to those skilled in the art, the amine group can be converted to a variety of substituents, such as, halo, cyano, thio, hydroxyl, alkyl, alkenyl, alkynyl and haloalkyl.

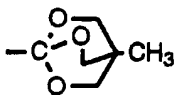

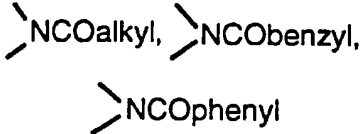

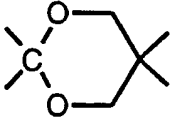
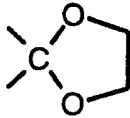
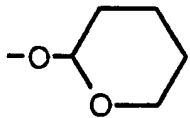
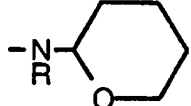

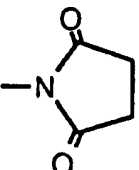
5       Compounds of Formulas 1.1, 1.2, and 1.3, wherein R<sup>30</sup>, R<sup>40</sup>, R<sup>52</sup> and R<sup>70</sup> represent a pyridyl N-oxide, can be produced by reacting compounds of Formulas 1.1, 1.2, and 1.3, wherein R<sup>30</sup>, R<sup>40</sup>, R<sup>52</sup> and R<sup>70</sup> represent pyridyl, with one molar equivalent of an oxidizing agent (such as oxone).

10       Various electrophilic species can also be added to the pyridine ring from the corresponding halo-substituted pyridine (Formula 405.00 wherein R<sup>1</sup> is halo, preferably bromo or iodo). Transmetallation of the halo derivative using an alkyl lithium (e.g. n-BuLi) provides the lithio derivative, which can then be quenched with the appropriate electrophile (e.g. R<sup>1</sup>L, etc.).

15       Also, the halogens can be displaced with nucleophiles, such as hydroxybenzotriazole, to give compounds with substituents in the pyridine ring.

20       In the above processes, it is sometimes desirable and/or necessary to protect certain R<sup>1</sup>, R<sup>2</sup>, R<sup>3</sup> and R<sup>4</sup> etc., groups during the reactions. Conventional protecting groups are operable as described in Greene, T.W., "Protective Groups In Organic Synthesis," John Wiley & Sons, New York, 1981. For example, the groups listed in column 1 of Table 1 may be protected as indicated in column 2 of the table:

TABLE 1  
PROTECTED GROUPS

1. GROUP TO BE PROTECTED	2. PROTECTED GROUP
-COOH	-COOalkyl, -COObenzyl, -COOphenyl, 
 NH	 NCOalkyl, NCObenzyl, NCOphenyl
 CO	 
-OH	 -OCH <sub>2</sub> phenyl, -OCH <sub>3</sub> , OSi(CH <sub>3</sub> ) <sub>2</sub> (t-Bu).
-NHR, wherein R is any substituent on an amino group within the scope of the claims	 -NR-CO-CF <sub>3</sub> , -NRCOCH <sub>3</sub> , -NRCH <sub>2</sub> 
-NH <sub>2</sub>	 -NH-C(O)-O(t-Bu)

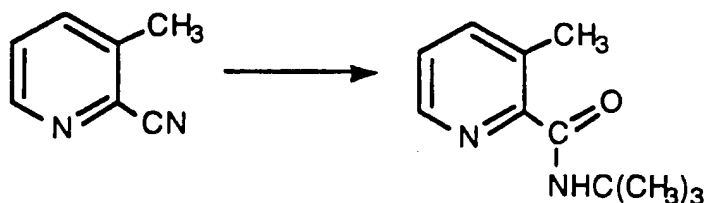
Other protecting groups well known in the art also may be used.

- 5 After the reaction or reactions, the protecting groups may be removed by standard procedures.

Compounds useful in this invention are exemplified by the following preparative examples, which should not be construed to limit the scope of

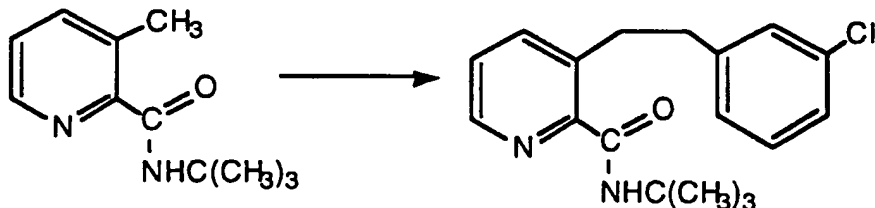
the disclosure. Alternative mechanistic pathways and analogous structures within the scope of the invention may be apparent to those skilled in the art.

5

PREPARATIVE EXAMPLE 1A. N-(1,1-DIMETHYLETHYL)-3-METHYL-2-PYRIDINE CARBOXAMIDE

Suspend 2-cyano-3-methyl pyridine (400 g) in t-butanol (800 mL) and heat to 70°C. Add concentrated sulphuric acid (400 mL) dropwise over 45 minutes. Maintain the temperature at 75°C, until the reaction is complete, and for an additional 30 minutes. Dilute the mixture with water (400 mL), charge with toluene (600 mL) and bring to pH 10 with concentrated aqueous ammonia. Maintain the temperature at 50-55°C during the work up. Separate the toluene phase, and reextract the aqueous layer. Combine toluene phases and wash with water. Remove the toluene to yield the title compound N-(1,1-dimethylethyl)-3-methyl-2-pyridine carboxamide, as an oil, from which solid product is crystallized. (Yield 97%, as determined by an internal standard assay with gas chromatography).

20

B. 3-[2-(3-CHLOROPHENYL)ETHYL]-N-(1,1-DIMETHYLETHYL)-2-PYRIDINE CARBOXAMIDE

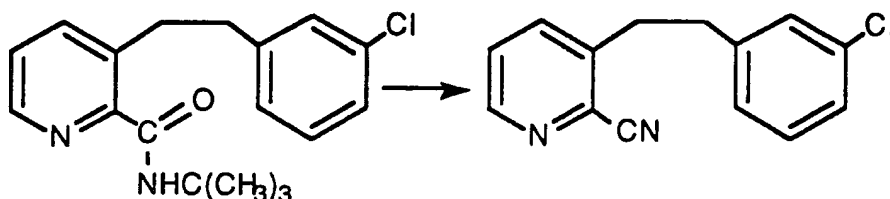
Dissolve the title compound of Preparative Example 1A, N-(1,1-dimethylethyl)-3-methyl-2-pyridine carboxamide (31.5 g.) in tetrahydrofuran (600 mL) and cool the resulting solution to -40°C. Add n-butyllithium (2 eq.) in hexane while maintaining the temperature at -40°C. The solution turns deep purple-red. Add sodium bromide (1.6 g) and stir the mixture. Add solution of m-chlorobenzylchloride (26.5 g., 0.174 mole) in tetrahydrofuran (125 mL) while maintaining the temperature at -40°C.

30

- 54 -

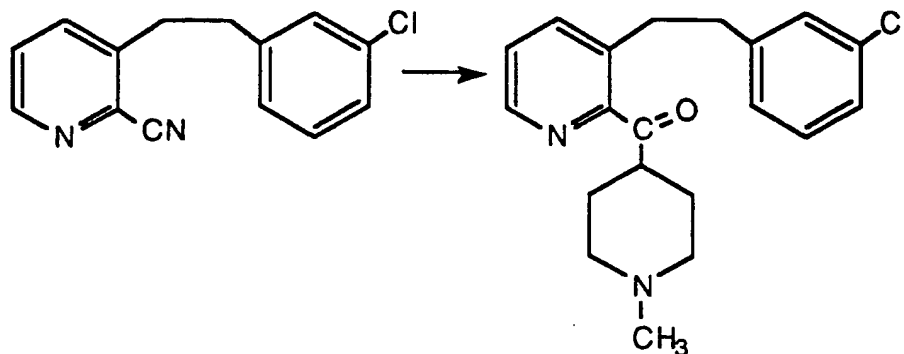
Stir the reaction mixture until the reaction is complete as determined by thin layer chromatography. Add water to the reaction until the color is dissipated. Extract the reaction mixture with ethyl acetate, wash with water, and concentrate to a residue which is the title compound. (Yield 5 92% as shown by chromatography).

C. 3-[2-(3-CHLOROPHENYL)ETHYL]-2-PYRIDINE-CARBO-  
NITRILE



Heat a solution of the title compound of Preparative Example 1B, 3- 10 [2-(3-chlorophenyl)ethyl]-N-(1,1-dimethylethyl)-2-pyridine carboxamide (175 g, 0.554 mole) in phosphorous oxychloride (525 mL, 863 g, 5.63 mole) and reflux for 3 hours. Determine completion of the reaction by thin layer chromatography. Remove any excess phosphorous oxychloride by distillation at reduced pressure and quench the reaction in a mixture of 15 water and isopropanol. Bring to pH 5-7 by adding 50% aqueous sodium hydroxide solution while maintaining the temperature below 30°C. Filter the crystalline slurry of crude product and wash with water. Purify the crude product by slurrying the wet cake in hot isopropanol, and cool to 0-5°C. Filter the product, wash with hexane and dry at a temperature below 20 50°C to yield the title compound. (Yield: 118g (HPLC purity 95.7%), m.p. 72°C-73°C, 89.4% of theory).

D. 1-(METHYL-4-PIPERIDINYL)[3-(2-(3-CHLORO-  
PHENYL)ETHYL)-2-PYRIDINYL]METHANONE HYDROCHLORIDE



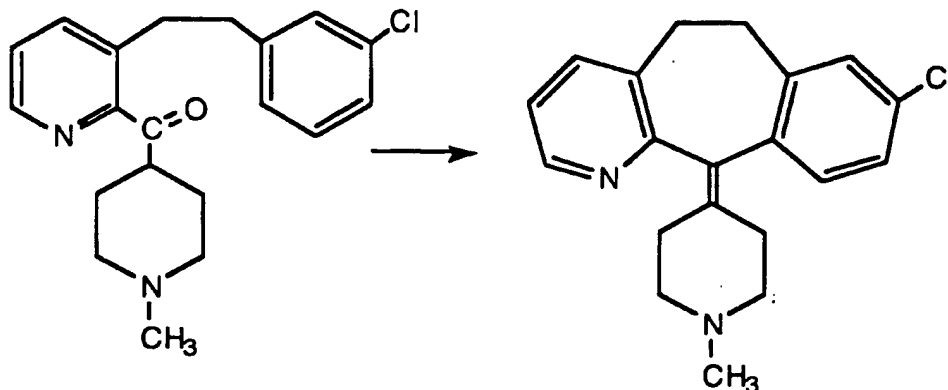
25 Dissolve the title compound of Preparative Example 1C, (118 g, 0.487 mole) in dry tetrahydrofuran (1.2L) and add N-methyl-piperidyl



- 55 -

magnesium chloride (395 mL, 2.48 mole/liter, 0.585 mole, 1.2 eq.) over 15 minutes. Maintain the temperature at 40°C-50°C by cooling with water as necessary, for 30 minutes. Determine completion of the reaction by thin layer chromatography. Quench the reaction by reducing the pH to below 2 with 2N HCl and stir the resulting solution at 25°C for 1 hour. Remove the bulk of the tetrahydrofuran by distillation and adjust the resulting solution to pH 3.5 by addition of aqueous sodium hydroxide. Cool to 0 to 5°C and filter off the crystalline hydrochloride salt product. Wash with ice cold water and dry to constant weight at 60°C to yield the title compound. (Yield: 168.2 g (HPLC purity 94%), m.p. 183°-185°C, 89% of theory).

E. 8-CHLORO-11-(1-METHYL-4-PIPERIDYLIDENE)-6,11-DIHYDRO-5H-BENZO[5,6]CYCLOHEPTA[1,2-b]PYRIDINE



Dissolve the title compound of Preparative Example 1D above (59 g, 0.15 mole) in hydrofluoric acid (120 mL, 120 g, 6.0 mole) at -35°C and add boron trifluoride (44.3 g, 0.66 mole) over 1 hour. Determine completeness of the reaction by thin layer chromatography. Quench the reaction using ice, water and potassium hydroxide bringing the solution to a final pH of 10. Extract the product with toluene and wash with water and brine. Concentrate the toluene solution to a residue, and dissolve in hot hexane. Remove the insolubles by filtration and concentrate the filtrate to yield the title compound as an off-white powder. (Yield: 45.7 g (HPLC purity: 95%), 92% of theory).

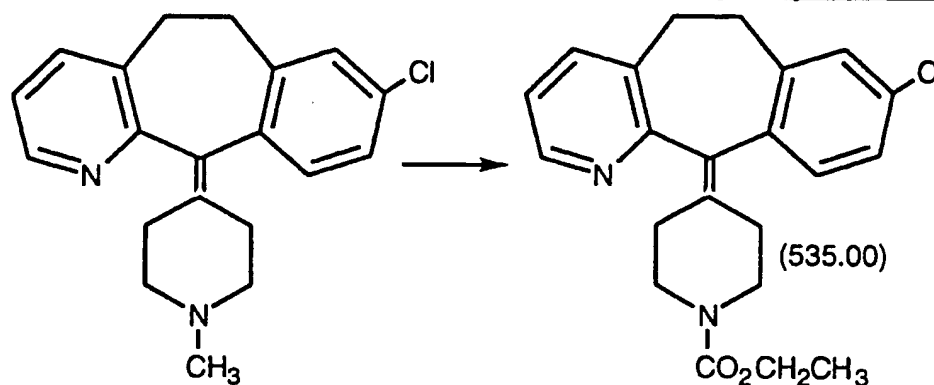
Alternative Step E: 8-CHLORO-11-(1-METHYL-4-PIPERIDYLIDENE)-6,11-DIHYDRO-5H-BENZO[5,6]CYCLOHEPTA[1,2-b]PYRIDINE

React the title compound of Preparative Example 1D above (177 g, 0.49 mole) in trifluoromethanesulfonic acid (480 ml, 814.1 g, 5.31 mole) at 90-95°C for 18 hours under nitrogen. Determine the completeness of the reaction by thin layer chromatography. Cool the reaction and quench the reaction with ice-water and adjust the pH to 6 with barium carbonate.

- 56 -

Extract the product with methylene chloride, and concentrate under reduced pressure to about 1 liter. Wash with water, and extract the product into 1 N HCl which is treated with 30 g of activated charcoal, and filter through celite. Adjust the pH of the filtrate to 10 with aqueous sodium hydroxide (50%), extract the product into methylene chloride, and remove under reduced pressure to form a residue. Dissolve the residue in hot hexane, and filter to remove insolubles. Concentrate the filtrate to yield the title compound as a beige powder. (Yield: 126 g (HPLC purity 80%), 65% of theory).

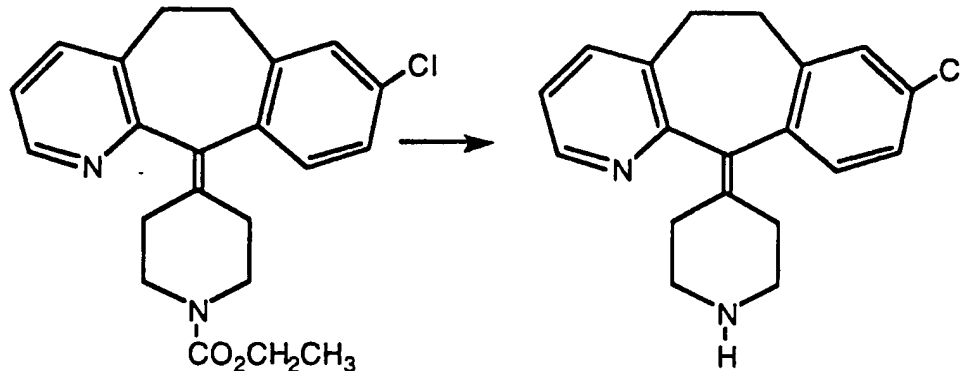
10 F. 8-CHLORO-11-(1-ETHOXYCARBONYL-4-PIPERIDYL-IDENE)-6,11-DIHYDRO-5H-BENZO[5,6]CYCLOHEPTA[1,2-b]PYRIDINE



Dissolve the title compound of Preparative Example 1E above (45.6 g, 0.141 mole) in toluene (320 mL) at 80°C and to it gradually add ethyl chloroformate (40.4 mL, 45.9 g, 0.423 mole). Following complete addition, maintain the temperature at 80°C for 1 hour, then add diisopropylethylamine (2.7 mL, 2.00 g, 0.016 mole) and additional ethyl chloroformate (4.1 mL, 4.65 g, 0.0429 mole). Monitor completeness of the reaction by thin layer chromatography. Upon completion, cool the reaction mixture to ambient temperature, and wash the toluene solution with water. Concentrate the organic layer to a residue and dissolve in hot acetonitrile (320 mL). Decolorize the solution with 14 g of activated charcoal. Remove the activated charcoal by filtration and concentrate the filtrate to a crystalline slurry. Cool the mixture to 0-5°C, and isolate the product by filtration. Wash with cold acetonitrile and dry the product at below 70°C to yield compound 535.00. (Yield: 42.4 g (HPLC purity 97.4%), 80% of theory).

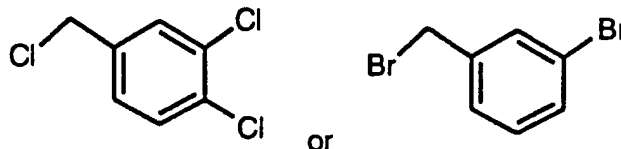
- 57 -

G. 8-CHLORO-11-(4-PIPERIDYLIDENE)-6,11-DIHYDRO-5H-BENZO[5,6]CYCLOHEPTA[1,2-b]PYRIDINE

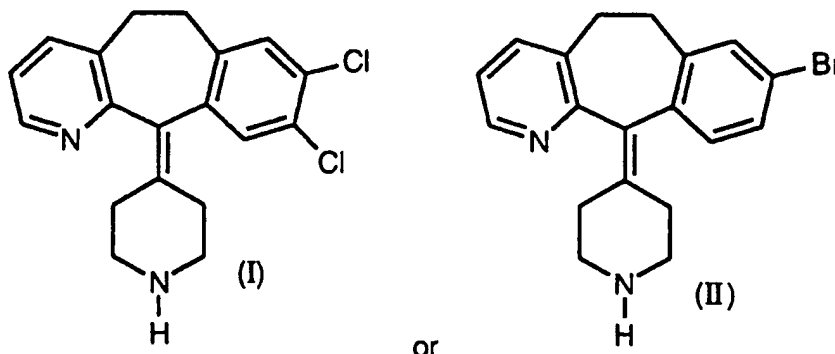


Hydrolize the title compound of Preparative Example 1F, 8-chloro-  
 5 11-(1-ethoxycarbonyl-4-piperidylidene)-6,11-dihydro-5H-  
 benzo[5,6]cyclohepta[1,2-b]pyridine (39 g, 0.101 mole) with KOH (50 g) in  
 ethanol (305 mL) and water (270 mL) at reflux under an argon atmosphere  
 for 64 hours. Partially distill off the ethanol and dilute the residue with  
 10 brine, and extract with ethyl acetate (3x). Wash the combined organic  
 phases with water and dry with  $\text{Na}_2\text{SO}_4$ . Remove the solvent to give a  
 solid which can be recrystallized from toluene to give the title compound  
 as a white solid. (Yield: 24.5 g, 77%, melting point 154-155°C).

H. By substituting in step 1B above, the benzylic halides:

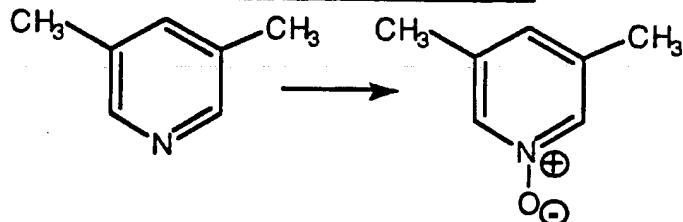


15 for meta-chlorobenzylchloride, and employing basically the same methods  
 as steps C through G, the compounds



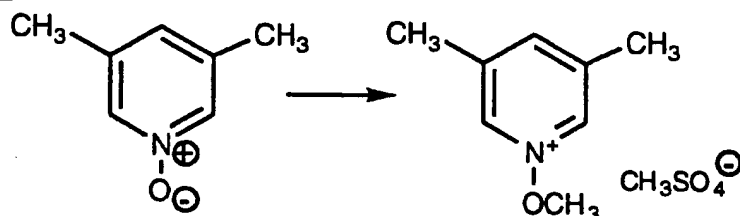
20 respectively, are prepared. Dichloro compound (I) is recrystallized from  
 toluene and has a melting point of 150-152°C. Bromo compound (II) has  
 a melting point of 146-148°C.

- 58 -

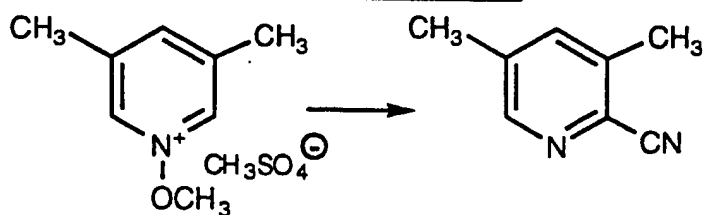
PREPARATIVE EXAMPLE 2A. 3,5-DIMETHYLPYRIDINIUM N-OXIDE

A solution of 285 mL (1.31 mol) of 35% peracetic acid was slowly  
 5 added to a stirred solution of 149 g (1.39 mol) of 3,5-dimethylpyridine  
 during which the temperature rose to 85°C and was maintained at this  
 temperature during addition. After the temperature of the mixture dropped  
 to about 35°C the reaction was stored at 5°C overnight.

After partial removal of 185 ml of acetic acid via distillation under  
 10 vacuum, the reaction was washed with NaHSO<sub>4</sub> solution and then  
 neutralized with 10% NaOH solution to pH of about 7. The product was  
 extracted with CH<sub>2</sub>Cl<sub>2</sub> to give the title compound as a white solid (yield  
 142 g, 83%).

 15 B. 1-METHOXY-3,5-DIMETHYLPYRIDINIUM METHYL  
 SULFATE


Dimethylsulfate (42.0 g, 0.33 mol) was slowly added to 41.0 g (0.33  
 mol) of 3,5-dimethylpyridinium N-oxide with mechanical stirring. The  
 mixture was then heated on a steam bath for 1 hr. Then vacuum was  
 20 applied while cooling to give a brownish solid of the title compound in  
 quantitative yield.

C. 2-CYANO-3,5-DIMETHYLPYRIDINE

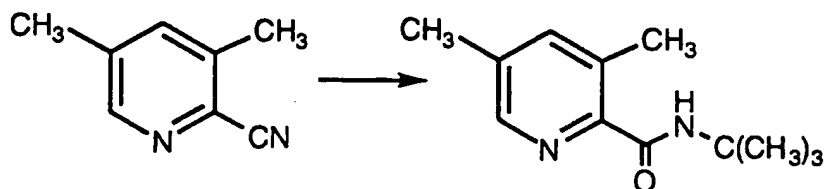
To a cooled (0°C) solution of sodium cyanide (49.0 g, 0.999 mol, 3.0  
 25 eq.) in 135 mL of water (air free) was dripped 1-methoxy-3,5-dimethyl

- 59 -

pyridinium methyl sulfate (83.0g, 0.33 mol) in 100 mL water (air free) in 1.25 hr., keeping the temperature below 3°C. The reaction mixture was stored at about 3°C overnight. The mixture was filtered and washed with water to give 40g of the title compound. An analytical sample was

5 recrystallized from isopropyl ether and pentane (4:1) (m.p.: 61-62°C).

D. N-(1,1-DIMETHYLETHYL)-3,5-DIMETHYL-2-PYRIDINE CARBOXAMIDE

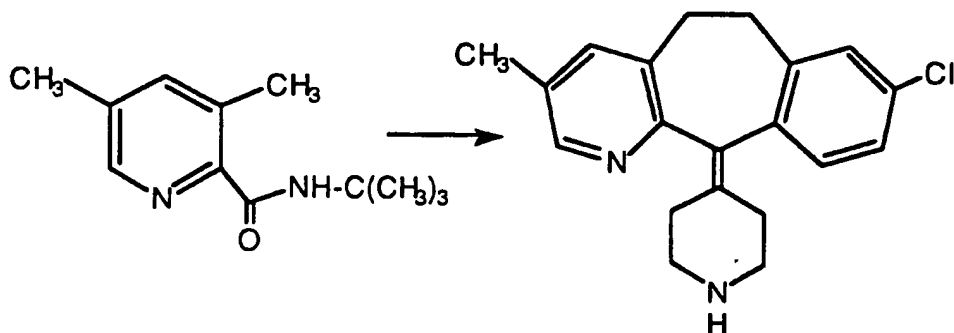


To a stirred solution of 20.3 g (0.153 mol) of 2-cyano-3,5-

10 dimethylpyridine in 100 mL of 20 mL of conc. sulfuric acid within 10 minutes, followed by 20 mL of t-butanol over an additional 15 minutes. The solution was warmed at 75°C for 30 minutes after which it was cooled to room temperature and basified with 25% NaOH. The product was

15 extracted 3X with EtOAc (600 mL), which was combined and washed 1X with brine, dried (Na<sub>2</sub>SO<sub>4</sub>), filtered and concentrated in vacuo to give the title compound (31.26 g) as a yellowish oil.

E. 8-CHLORO-3-METHYL-11-(4-PIPERIDYLIDENE)-6,11-DIHYDRO-5H-BENZO[5,6]CYCLOHEPTA[1,2-b]PYRIDINE



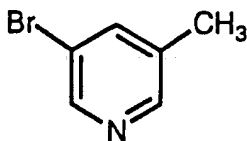
20 By substituting in step 1B above N-(1,1-dimethylethyl)-3,5-dimethyl-2-pyridine carboxamide for N-(1,1-dimethylethyl)-3-methyl-2-pyridine carboxamide and employing basically the same methods as steps B through G of Preparative Example 1, one obtains 8-chloro-3-methyl-11-(4-piperidylidene)-6,11-dihydro-5H-benzo[5,6]cyclohepta[1,2-b]pyridine.

25 Reaction times are determined by TLC or HPLC.

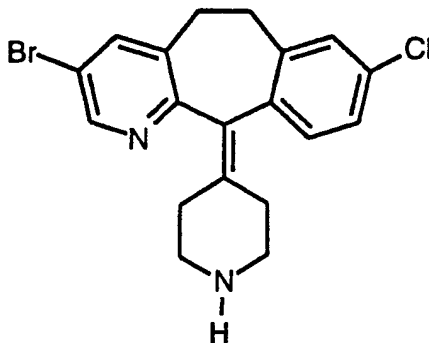
- 60 -

PREPARATIVE EXAMPLE 3

By substituting



for 3,5-dimethylpyridine in Preparative Example 2 above and following  
 5 basically the same procedure (steps A-E), the compound

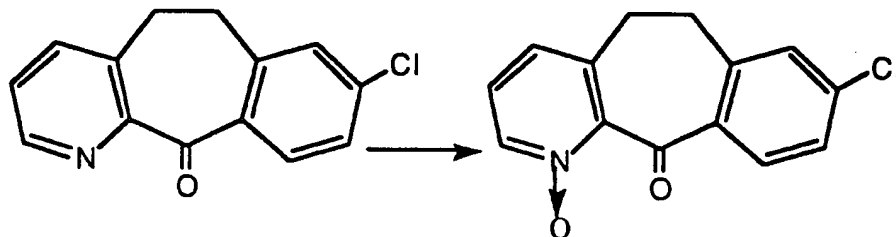


can be prepared. Note that the addition of the nitrile group to the pyridine  
 in step C of Preparative Example 2 can result in the formation of other  
 undesirable isomers which can be removed via flash chromatography.

10

PREPARATIVE EXAMPLE 4

A. 8-CHLORO-5,6-DIHYDRO-11H-BENZO[5,6]CYCLOHEPTA-  
[1,2-b]PYRIDIN-11-ONE N-OXIDE

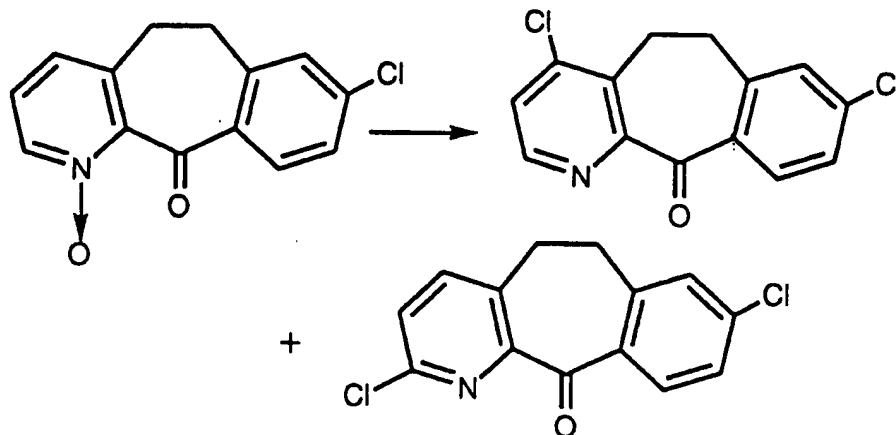


15 To a mixture of 25.1 grams (0.103 mole) of 8-chloro-5,6-dihydro-  
 11H-benzo[5,6]cyclohepta[1,2-b]pyridin-11-one in 175 ml of dry methylene  
 chloride at 0°C under an argon atmosphere was added dropwise over 70  
 minutes a solution of 24.12 grams of 3-chloroperoxy-benzoic acid in 150  
 ml of methylene chloride. After the addition the solution was stirred for 1/2  
 20 hour after which the ice bath was removed. After two days the reaction  
 was poured into 1.0 N aqueous sodium hydroxide and extracted with  
 methylene chloride. The organic portions were combined, washed once  
 with water, dried over magnesium sulfate, filtered and concentrated in

- 61 -

vacuo. The resultant product was triturated with isopropyl ether and filtered to provide 25.8 grams (96%) yield of the title compound.

5 B. 2,8-DICHLORO-5,6-DIHYDRO-11H-BENZO[5,6]CYCLOHEPTA[1,2-b]PYRIDIN-11-ONE AND 4,8-DICHLORO-5,6-DIHYDRO-11H-BENZO[5,6]CYCLOHEPTA[1,2-b]PYRIDIN-11-ONE

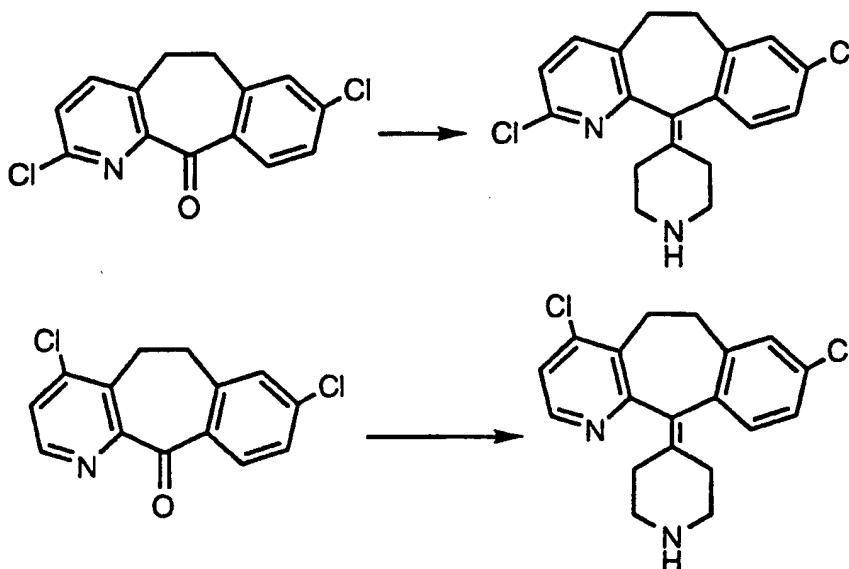


To a mixture of 29.13 grams (112.2 mmol) of the title compound from Preparative Example 4A above, in 40 ml of dry methylene chloride at 0°C and under argon atmosphere was added 500 ml of 1.0 M SO<sub>2</sub>Cl<sub>2</sub> dropwise over 1 hour. The ice bath was then removed and the reaction stirred at room temperature for 1 hr and then refluxed for seven hours. The mixture was poured into 1.0 N aqueous NaOH and extracted three times with CH<sub>2</sub>Cl<sub>2</sub>. The organic portions were combined, dried over MgSO<sub>4</sub>, filtered and concentrated in vacuo to yield a product which was purified and separated via flash chromatography to yield the two title compounds.

Alternatively, A mixture of 1 gram of the title compound from Preparative Example 4A above, in phosphorus oxychloride (7ml), was heated at 107°C in a silicone bath for 4.5h. The mixture was evaporated to dryness and the residue was taken up in dichloromethane and the latter was washed with saturated aqueous sodium bicarbonate. The dichloromethane layer was dried (magnesium sulphate), filtered and evaporated to give a mixture of the two title compounds. The mixture was separated by column chromatography on a silica gel column using a 0.25% solution of 10% concentrated ammonium hydroxide in methanol in dichloromethane as the eluant to give the 2-chloro compound (Yield: 0.4457g., 42%, MH<sup>+</sup> 278) and the 4-chloro compound (Yield: 0.5358g., 51%, MH<sup>+</sup> 278), the N-oxide group having been removed under the reaction conditions used in the reaction.

- 62 -

C. 4-(2,8-DICHLORO-5,6-DIHYDRO-11H-BENZO[5,6]CYCLOHEPTA[1,2-b]PYRIDIN-11-YLIDENE)PIPERIDINE AND 4-(4,8-DICHLORO-5,6-DIHYDRO-11H-BENZO[5,6]CYCLOHEPTA-[1,2-b]-PYRIDIN-11-YLIDENE)PIPERIDINE



5

By following essentially the same procedure as that described in parts E TO H of Example 2 below, the 2,8-dichloro and 4,8-dichloro products of Preparative Example 4B above were converted to the corresponding title compounds of Preparative Example 4C.

10

PREPARATIVE EXAMPLE 5

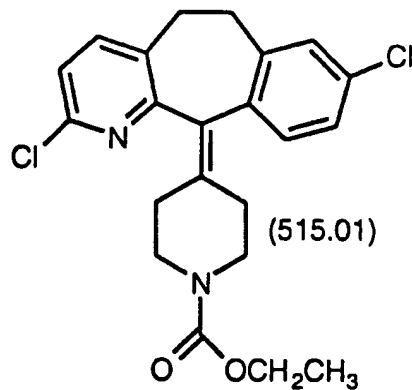
To phosphorous oxychloride (256 mL) stirring at reflux was added dropwise a solution of compound 515.00 (109 grams) from Example 1 dissolved in chloroform (850 mL). After stirring the resulting solution for an additional 20 minutes at reflux, the reaction mixture was cooled to room temperature and the chloroform removed *in vacuo*. The resulting solution was cooled in an ice-water bath and to it was slowly added 1N aqueous sodium hydroxide (850 mL) followed by 50% aqueous sodium hydroxide until the resulting mixture was slightly basic. Extraction with ethyl acetate, drying of the organic phase over anhydrous magnesium sulfate, concentration *in vacuo*, and purification by flash column chromatography provided the 4,8-dichloro product, 596.00, (27 grams, 23% yield, mp 141.6-145.6°C) and the 2,8-dichloro product, 515.01,

15

20



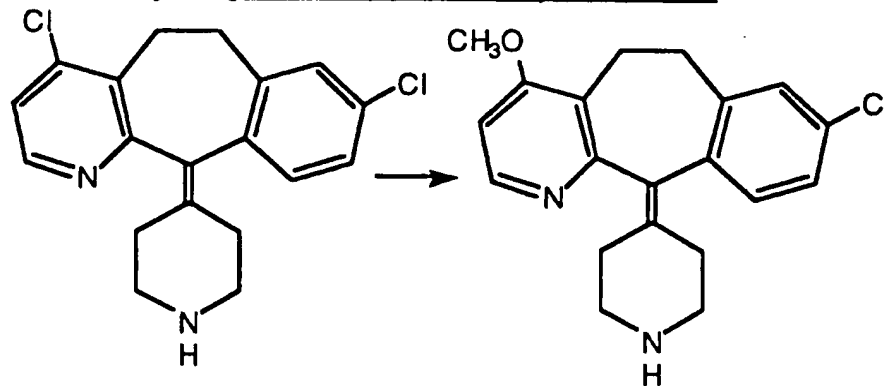
- 63 -



(9 grams, 8% yield, mp 176.5-177.9 °C).

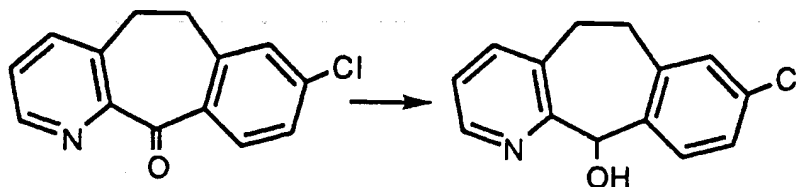
PREPARATIVE EXAMPLE 6

5 4-(8-CHLORO-4-METHOXY-5,6-DIHYDRO-11H-BENZO[5,6]-  
CYCLOHEPTA[1,2-b]PYRIDIN-11-YLIDENE)PIPERIDINE



A mixture of 212 mg of the 4,8-dichloro title compound of  
 Preparative Example 5C above, 7 ml of 2.0 N aqueous sodium hydroxide  
 10 and 7 ml of methanol were heated at 135°C under a nitrogen atmosphere  
 in a sealed pressure vessel for 18 hours. The vessel was then cooled to  
 room temperature. The mixture was poured into water and extracted three  
 times with methylene chloride. The organic portions were combined, dried  
 over magnesium sulfate, filtered and concentrated in vacuo to provide a  
 residue which was purified via flash chromatography (4→7% methanol  
 15 saturated with ammonia in methylene chloride) and then triturated with  
 isopropyl ether/methylene chloride to provide 144 mg of the title  
 compound as a white glass.

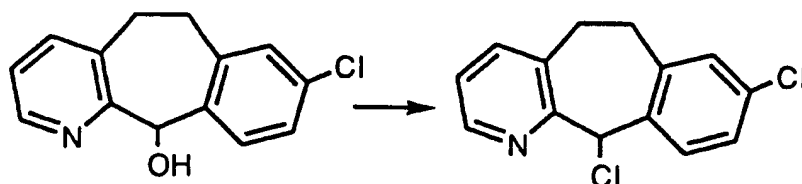
- 64 -

PREPARATIVE EXAMPLE 7A. 8-CHLORO-6,11-DIHYDRO-11-HYDROXY-5H-BENZO[5,6]-CYCLOHEPTA[1,2-b]PYRIDINE

5 To a mixture of 25.03 g (103 mmol) of 8-chloro-5,6-dihydro-11H-benzo[5,6]cyclohepta[1,2-b]pyridin-11-one in 200 mL of methanol at room temperature and under a nitrogen atmosphere was added portionwise over a period of about 1 hour 4.82 g (124 mmol) of sodium borohydride. Occasional cooling with an ice bath was necessary at times during the

10 addition in order to avoid excessive reflux. After 1.6 hours the mixture was poured into ice cold water and then extracted with ethyl acetate (3X). The combined organic portions were washed with brine, dried over magnesium sulfate, filtered, and concentrated in vacuo. The residue was recrystallized from hot isopropyl ether. The remaining filtrate was purified

15 via flash chromatography (20% ethyl acetate in hexanes) to yield more product which solidified on standing. Both batches were combined to yield 20.41 g of the title compound as a white solid.

B. 8,11-DICHLORO-6,11-DIHYDRO-5H-BENZO[5,6]CYCLOHEPTA[1,2-b]PYRIDINE

20 To a mixture of 13.3 g (54 mmol) of 8-chloro-6,11-dihydro-11-hydroxy-5H-benzo[5,6]cyclohepta[1,2-b]pyridine in 290 mL of toluene at -15°C and under an atmosphere of nitrogen was added via syringe pump over a period of 1 hour 6.20 mL (85.7 mmol) of thionyl chloride. The extent of reaction was monitored by TLC (50% ethyl acetate in hexanes). When

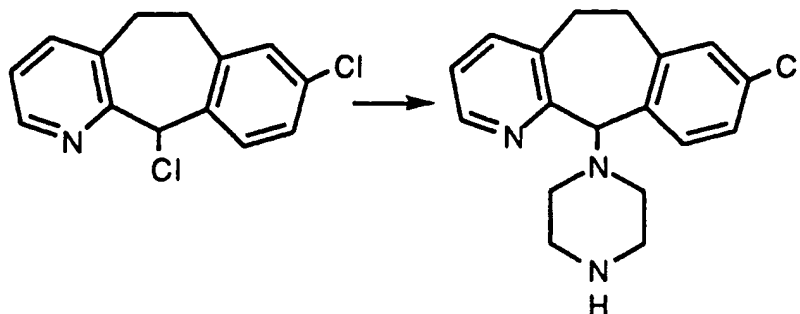
25 completed the mixture was poured into 300 mL of 1.0 N aqueous sodium hydroxide and extracted with ethyl acetate (5X). The combined organic portions were washed with brine, dried over sodium sulfate, filtered, and concentrated in vacuo. The residue was taken up in ethyl acetate, quickly

30 filtered through basic alumina, and concentrated again to yield a product

- 65 -

which was triturated with pentane to yield 10.22 g of the title compound as a tan solid.

C. 8-CHLORO-11-(1-PIPERAZINYL)-6,11-DIHYDRO-5H-BENZO[5,6]CYCLOHEPTA[1,2-b]PYRIDINE



5

To a mixture of 10.0 g (37.9 mmol) of 8,11-dichloro-6,11-dihydro-5H-benzo[5,6]cyclohepta[1,2-b]pyridine and 1.0 mL of triethylamine in 200 mL of dry tetrahydrofuran at room temperature and under a nitrogen atmosphere was added 33.0 g of piperazine. The mixture was stirred at room temperature for 22.5 hours and then refluxed for 5.5 hours. It was then cooled to room temperature, poured into 250 mL of 5% aqueous sodium hydroxide, and extracted with methylene chloride (3X). The combined organic portions were washed with brine, dried over magnesium sulfate, filtered, and concentrated in vacuo. The residue was purified via flash chromatography (2→5% methanol saturated with ammonia in methylene chloride) to yield the title compound as a glass.

10  
15

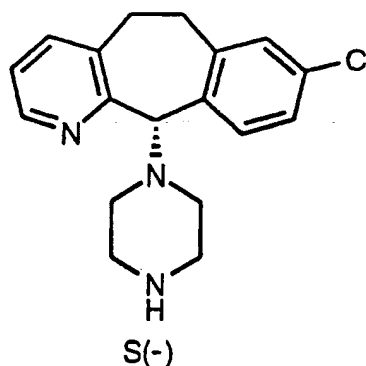
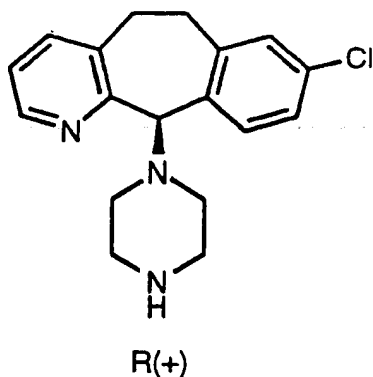
PREPARATIVE EXAMPLE 8

PREPARATION OF THE R(+) AND S(-) DIASTEREOMERS

20

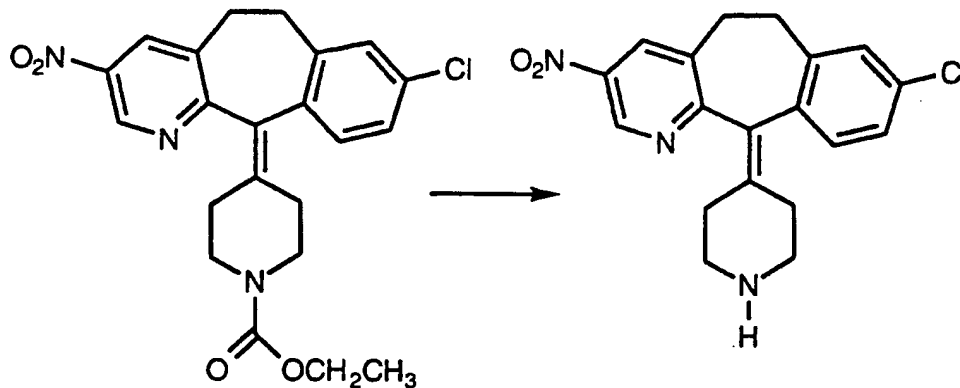
The racemic 8-chloro-11-(1-piperazinyl)-6,11-dihydro-5H-benzo[5,6]cyclohepta[1,2-b]pyridine prepared in Preparative Example 7C above was resolved by the method described in Preparative Example 15 A-C, pages 116-118, of WO 92/00293, published January 9, 1992, to give the R(+) and S(-) diastereoisomers:

- 66 -



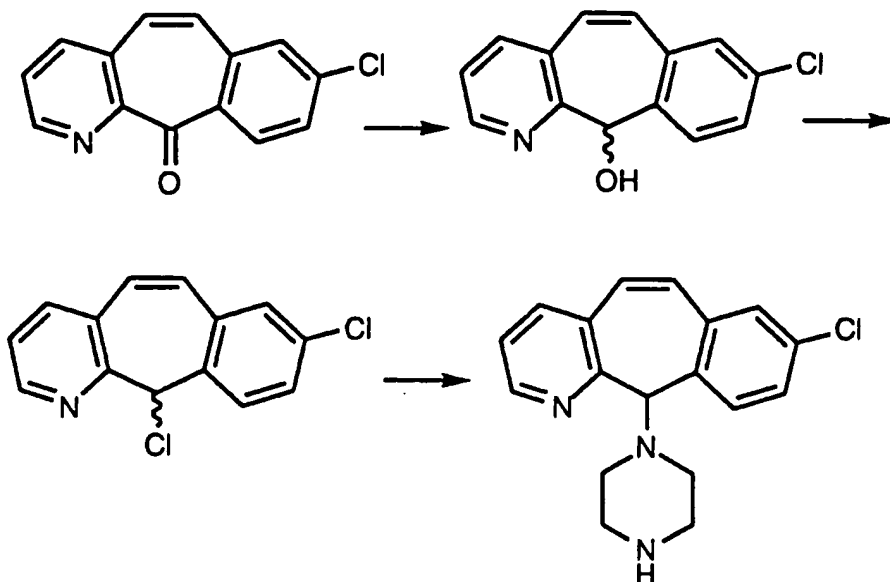
PREPARATIVE EXAMPLE 9

A. 4-(8-CHLORO-3-NITRO-5,6-DIHYDRO-11-(4-PIPERIDYLIDENE)-11H-BENZO[5,6]CYCLOHEPTA[1,2-b]PYRIDINE.



Hydrolyze the title compound of Example 31A (10.0g, mmol) by dissolving in conc. HCl (250mL) and heating to 100°C for 16h. The cooled acidic mixture was neutralized with 1M NaOH (950 mL). The mixture was extracted with methylene chloride. The latter was dried over magnesium sulfate. Filtration and concentration afforded the title compound in 99% yield as a solid. MH+ 358.

- 67 -

PREPARATIVE EXAMPLE 108-CHLORO-11-(1-PIPERAZINYL)-11H-BENZO[5,6]CYCLO-  
HEPTA[1,2-b]PYRIDINE

5           The preparation of the starting material for this reaction was  
described in *The Journal of Organic Chemistry*, 1990, 55, pp. 3341-3350  
by Piwinski, J.J.; Wong, J.K.; Chan, T.-M.; Green, M.J.; and Ganguly, A.K.  
By substituting in Preparative Example 7A, 8-chloro-11H-benzo[5,6]cyclo-  
10 hepta[1,2-b]pyridin-11-one (11.53g) (47.71mmoles) for 8-chloro-5,6-  
dihydro-11H-benzo[5,6]cyclohepta[1,2-b]pyridin-11-one and employing  
basically the same methods as steps A through C of Preparative Example  
7, one obtains 11.53g (36%) of the title compound (MH<sup>+</sup> 312).

EXAMPLE 1

15           ETHYL 4-(8-CHLORO-5,6-DIHYDRO-11H-BENZO[5,6]CYCLO-  
HEPTA[1,2-B]PYRIDIN-11-YLIDENE)-1-PIPERIDINECARBOXYLATE N-  
OXIDE

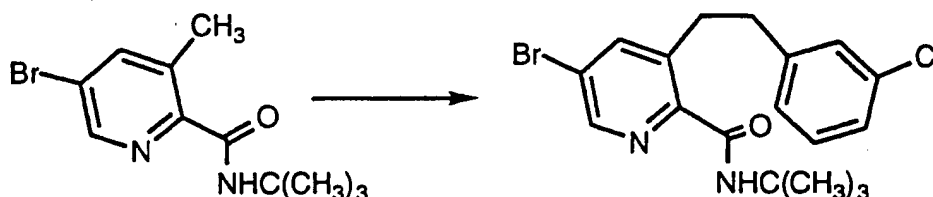
To a mixture of 5.10 gms of ethyl 4-(8-chloro-5,6-dihydro-11H-  
benzo[5,6]cyclohepta[1,2-b]pyridin-11-ylidene)-1-piperidinecarboxylate  
20 (535.00) in 100 ml of dry methylene chloride at -15°C and under an  
atmosphere of nitrogen was added portionwise over 15 min 2.80 gms of  
meta-peroxy-benzoic acid. After 15 minutes the ice bath was removed and  
the reaction mixture was slowly warmed to room temperature. After 2.25  
hours a solution of 10% aqueous sodium bisulfite was added and the  
25 mixture was stirred for an additional 5 minutes. Following its basification

- 68 -

with a solution of 15% aqueous sodium hydroxide, the organic layer was isolated, and subsequently washed once each with 15% aqueous sodium hydroxide and water. The organic phase was then dried over magnesium sulfate, filtered, and concentrated *in vacuo*. The product, 515.00, was purified via flash chromatography to yield the product as a white solid: MS (FAB)  $m/z$  399 ( $M^+ = 1$ ).

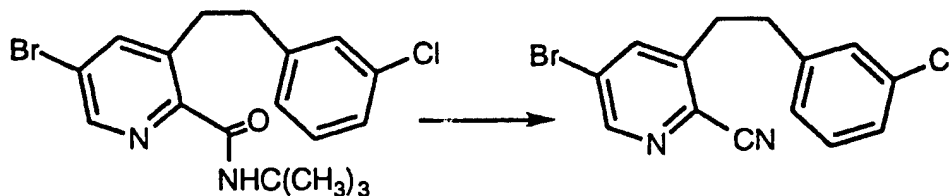
## EXAMPLE 2

10 A. N-(1,1-DIMETHYLETHYL)-2-BROMO-3-[2-(3-CHLORO-PHENYL)-ETHYL]-2-PYRIDINE CARBOXAMIDE



Cool diisopropylamine dissolved in THF(60mL) to 0-5°C. Add n-butyl lithium(39 mL, 97.99 mmol.) and stir the reaction at that temperature for 30 min. Canulate this reaction mixture to a cooled solution of N-(1,1-dimethylethyl)-2-bromo-3-methyl pyridine carboxamide (9.91g, 97.99 mmol) in dry THF(250 mL) (-70°C). Stir for 0.5h then add 3-chlorobenzyl bromide(11.4g, 55.31 mmol) dissolved in 50 mL of THF. Stir the reaction mixture for 0.5 h. Quench the reaction with water and extract the products twice with ethyl acetate. Dry the organic phase over Na<sub>2</sub>SO<sub>4</sub>, filter and chromatograph on silica gel column eluting with 3% methanol solution in methylene chloride to give the title compound (15g, Yield 60%).

20 B. 2-BROMO-3-[2-(3-CHLOROPHENYL)-ETHYL]-2-PYRIDINE CARBONITRILE

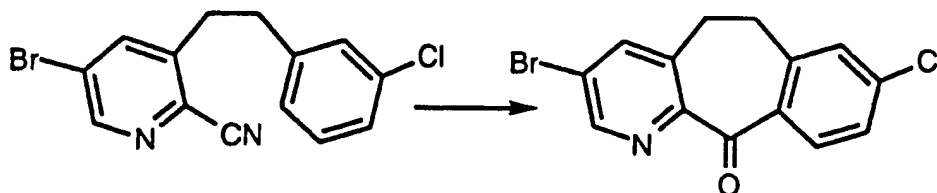


25 Dissolve the title compound of Example 2A above (11.34g, 31.6 mmol) in toluene (80 mL) and add POCl<sub>3</sub> (10 mL). Reflux the reaction mixture for 3h and then stir at room temperature overnight. Evaporate all the volatiles and partition the resulting solid between 1N NaOH and EtOAc. Wash the aqueous phase with EtOAc twice. Wash the organic phase with

- 69 -

brine and dry it with Na<sub>2</sub>SO<sub>4</sub>. Remove the solvents to give the title compound as a white solid (9.68g, Yield 96%).

C. 3-BROMO-8-CHLORO-5,6-DIHYDRO-11H-BENZO[5,6]-CYCLOHEPTA[1,2-b]PYRIDIN-11-ONE.



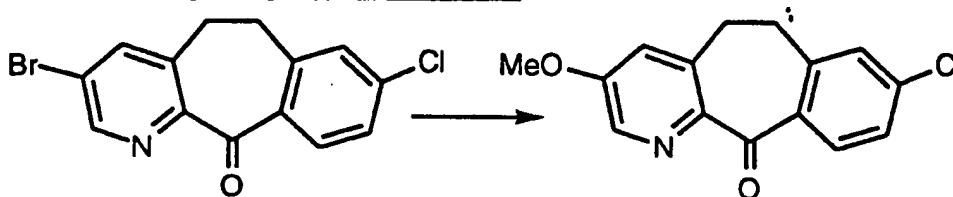
5

Cyclize 3-[2-(3-chlorophenyl)ethyl]-4-bromo-2-pyridine carbonitrile (10.7g, 32.8 mmol) in triflic acid (82 mL) at 60 °C for 2 hours and then at room temperature for 2 hours. Add 80 mL of 5N HCl carefully, then reflux in an oil bath (120 °C) for 30 minutes. Cool the solution and pour into ice and basify with 25% NaOH solution. Extract the product with CH<sub>2</sub>Cl<sub>2</sub> and wash with brine. Dry the organic layer with Na<sub>2</sub>SO<sub>4</sub>, filter and remove the solvent to give crude product (10.4g). Purify the crude product with flash chromatography on silica gel and elute with 15% ethyl acetate-hexane to give the title compound as a white solid (9g, 27.95 mmol, Yield 85.2% MH<sup>+</sup> 322).

10

15

D. 8-CHLORO-3-METHOXY-5,6-DIHYDRO-11H-BENZO[5,6]-CYCLOHEPTA[1,2-b]PYRIDIN-11-ONE.



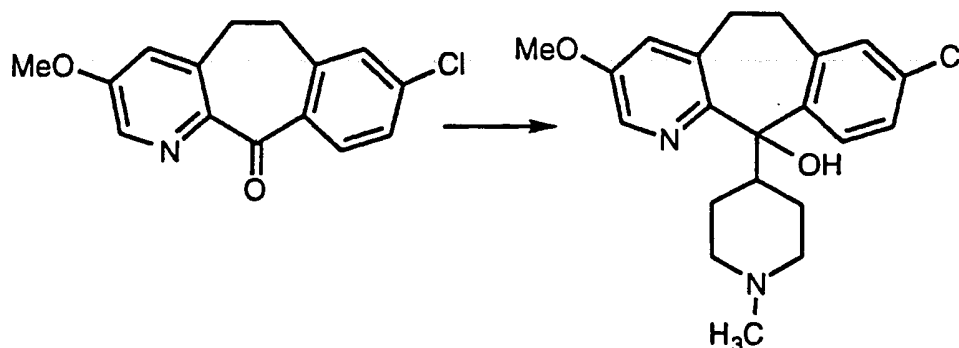
Dissolve the title compound from Example 2C (2.37g, 7.4 mmol) in dry methanol and add sodium metal (3.37g, 180 mmol). Reaction is stirred overnight at room temperature. Reflux the reaction for 3 hours, cool to room temperature and extract with dichloromethane-water. Dry the CH<sub>2</sub>Cl<sub>2</sub> fraction and chromatograph on silica gel eluting with 50% EtOAc-hexanes to give the title compound as a light yellow solid (1.5g, Yield 72% MH<sup>+</sup> 274).

20

25

- 70 -

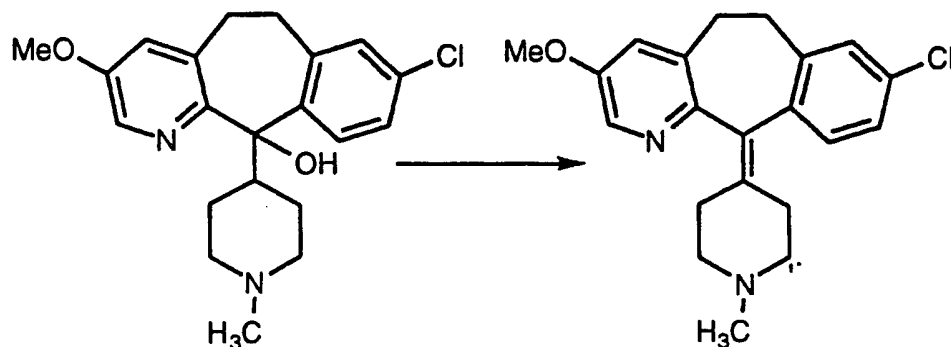
E. 8-CHLORO-3-METHOXY-11-(1-METHYL-4-PIPERIDINYL)-6,11-DIHYDRO-5H-BENZO[5,6]-CYCLOHEPTA[1,2-b]PYRIDIN-11-OL



Dissolve the title compound from Example 2D above (1.45g, 5.3  
 5 mmol) in THF (20 mL) and add slowly to a cooled (0°C) solution of N-methyl-4-chloromagnesium piperidine (Grignard reagent) (4.4mL, 1.2M). Stir the reaction for 2h. Quench the reaction with NH<sub>4</sub>Cl solution and extract with CH<sub>2</sub>Cl<sub>2</sub> twice. Wash the organic phase with brine and dry over Na<sub>2</sub>SO<sub>4</sub>, filter and remove solvents.

10 Purify the residue with flash chromatography and elute with 5% and then 7% of methanolic ammonia dissolved in methylene chloride to give the title compound as a light yellow solid (1.1g, Yield 57% MH+ 373).

F. 8-CHLORO-3-METHOXY-11-(1-METHYL-4-PIPERIDYLENE)-6,11-DIHYDRO-5H-BENZO[5,6]-CYCLOHEPTA[1,2-b]PYRIDINE



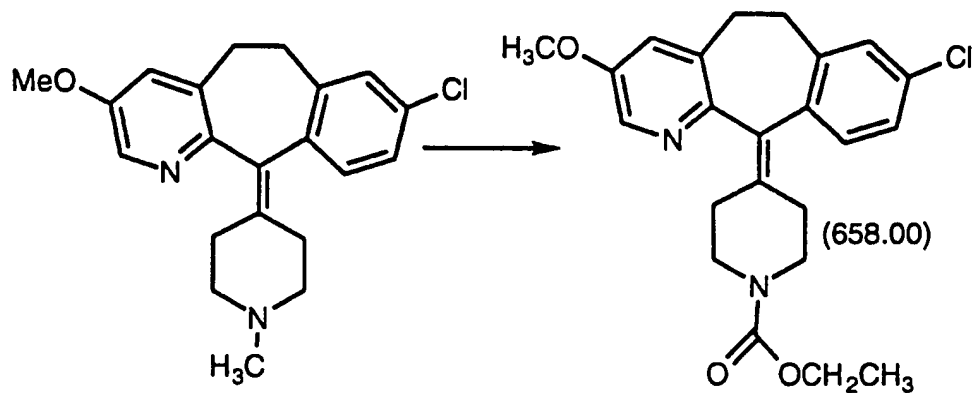
20 Dissolve the title compound of Example 2E above in concentrated H<sub>2</sub>SO<sub>4</sub> and stir the reaction mixture at 80°C for 2.5 h. Cool the reaction mixture to room temperature and then pour the reaction mixture onto ice and basify with 25% NaOH to pH 7. Extract with CH<sub>2</sub>Cl<sub>2</sub> and wash the organic phase with brine. Dry the organic phase with MgSO<sub>4</sub>, and remove the solvents. Purify on silica gel eluting with 5% methanolic ammonia



- 71 -

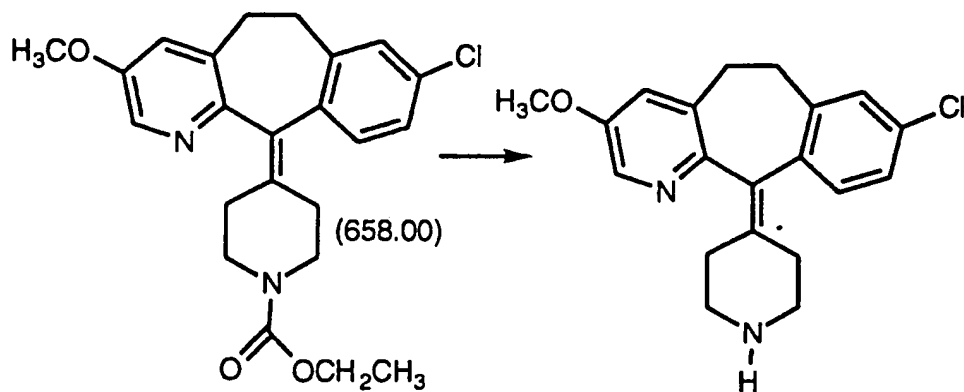
dissolved in  $\text{CH}_2\text{Cl}_2$  to give the title compound (0.38g, Yield 36% MH+ 355).

5 **G. 8-CHLORO-3-METHOXY-11-(1-ETHOXYCARBONYL-4-PIPERIDYLIDENE)-6,11-DIHYDRO-5H-BENZO[5,6]-CYCLOHEPTA[1,2-b]PYRIDINE**



10 Stir a solution of the title compound of Example 2F (0.36g, 1.01 mmol) and triethylamine (1 mL) in toluene at  $80^\circ\text{C}$ , add ethyl chloroformate (1mL) via a syringe. Stir the reaction at this temperature for 2h, and at room temperature for 1h. Adjust the pH to 7 with 1N NaOH and extract with ethyl acetate. On purification by flash chromatography, eluting with 70% ethyl acetate hexane, one obtains 8-chloro-3-methoxy-11-(1-ethoxycarbonyl-4-piperidylidene)-6,11-dihydro-5H-benzo[5,6]-cyclohepta[1,2-b]pyridine, 658.00, as a white solid (MH<sup>+</sup> 413).

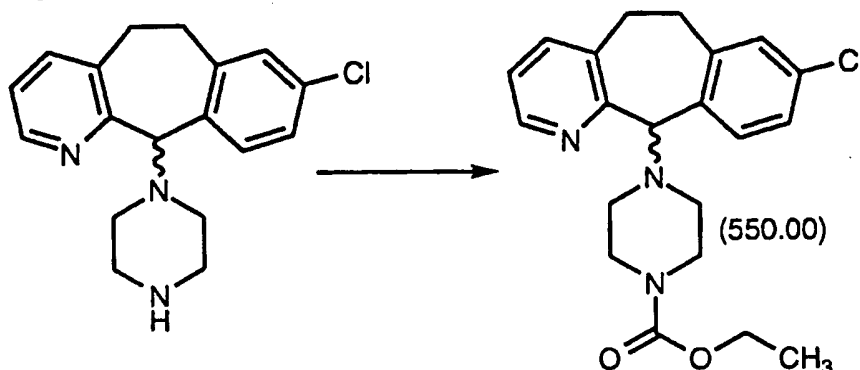
15 **H. 8-CHLORO-3-METHOXY-11-(4-PIPERIDYLIDENE)-6,11-DIHYDRO-5H-BENZO[5,6]-CYCLOHEPTA[1,2-b]PYRIDINE**



20 The title compound of Example 2H can be used to produce additional compounds. To obtain the title compound of Example 2H, reflux compound 658.00 from Example 2G (0.33g, 0.8 mmol) with KOH (0.38g, 6.9 mmol) in 10 mL of ethanol/water (1:1) overnight. Pour the reaction

- 72 -

mixture into brine and extract with EtOAc, dry over MgSO<sub>4</sub>, and filter. Remove the solvents to give the title compound (0.25g, Yield 92%).

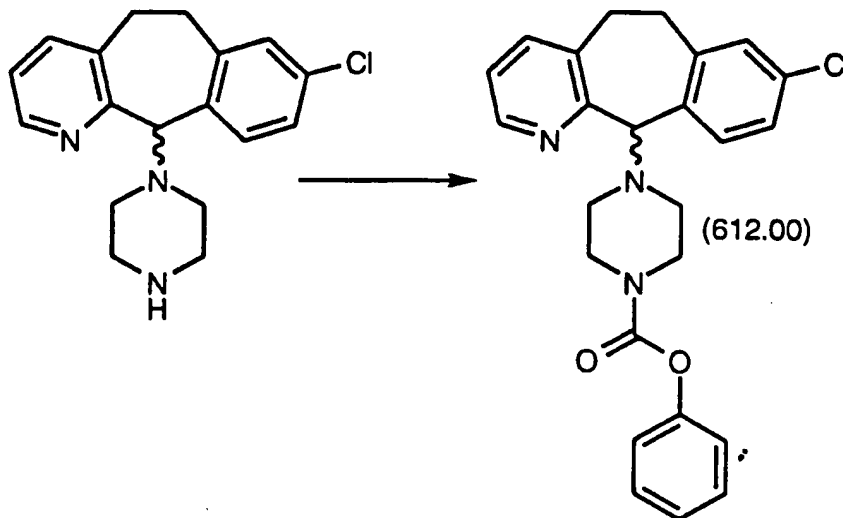
**EXAMPLE 3****5**      ETHYL 4-(8-CHLORO-6,11-DIHYDRO-11H-BENZO[5,6]CYCLO-  
HEPTA[1,2-b]PYRIDIN-11-YL)-1-PIPERAZINECARBOXYLATE

The title compound from Preparative Example 7C above (10grams) (31.9 mmoles) was dissolved in dry tetrahydrofuran (100ml) and ethyl chloroformate (3.46grams) (3.19 mmoles) was added in three portions to the stirred solution and the mixture was stirred at 25° for 1.5h. The mixture was poured into dichloromethane and the latter was washed with saturated aqueous sodium bicarbonate, water and dried (magnesium sulphate). After filtration the dichloromethane was evaporated to dryness and the residue was chromatographed on silica gel using 0.5%(10% concentrated ammonium hydroxide in methanol)-dichloromethane as the eluant to give compound 550.00 (Yield: 10.18g., 83%, MH<sup>+</sup> 386.4).

10

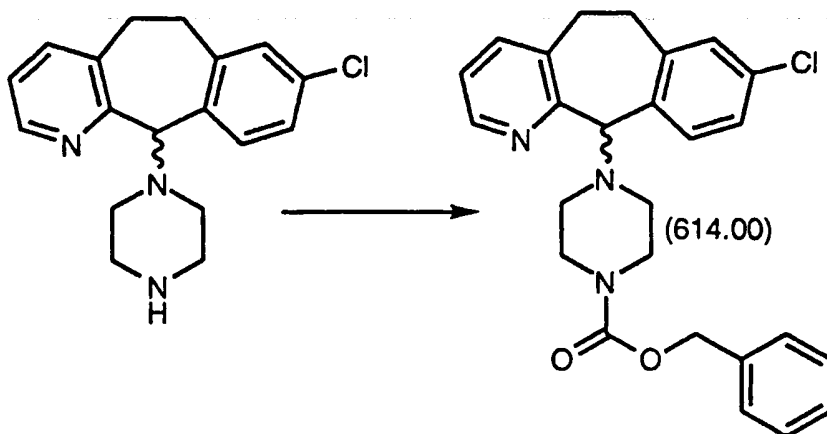
15

- 73 -

EXAMPLE 4PHENYL 4-(8-CHLORO-6,11-DIHYDRO-5H-BENZO[5,6]CYCLO-  
HEPTA-[1,2-b]PYRIDIN-11-YL)-1-PIPERAZINECARBOXYLATE

5           The title compound from Preparative Example 7C above (5grams)  
(16.0 mmoles) and phenyl chloroformate (3.24grams) (20.7 mmoles) were  
dissolved in dry pyridine (30ml) and the mixture was stirred at 25° for 23h.  
The solution was diluted with dichloromethane and washed with saturated  
aqueous sodium bicarbonate and then water. The dichloromethane was  
10       dried (magnesium sulphate), filtered and evaporated to dryness and the  
residue was azeotroped with toluene. The crude product was  
chromatographed on silica gel using 1%(10% concentrated ammonium  
hydroxide in methanol)-dichloromethane as the eluant to give compound  
15       612.00 (Yield: 6.1g., 88%, MH<sup>+</sup> 434.2).

- 74 -

EXAMPLE 5PHENYLMETHYL 4-(8-CHLORO-6,11-DIHYDRO-5H-BENZO[5,6]-CYCLOHEPTA[1,2-b]PYRIDIN-11-YL)-1-PIPERAZINECARBOXYLATE

5           The title compound from Preparative Example 7C above (5 grams) (16.0 mmoles) was dissolved in dry pyridine (30 ml.) and benzylchloroformate (3.53 grams) (20.8 mmoles) was added. The mixture was stirred at 25° for 23 hours. Additional dry pyridine (30 ml.) and benzylchloroformate (7.06 grams) (41.6 mmoles) were added and the reaction was allowed to proceed at 25° for an additional 24 hours. The product was isolated and purified as in Example 4 above to give compound 614.00 (Yield: 3.87 grams, 54%, MH<sup>+</sup> 448).

EXAMPLE 6

15           A.   3-PYRIDYL CHLOROFORMATE

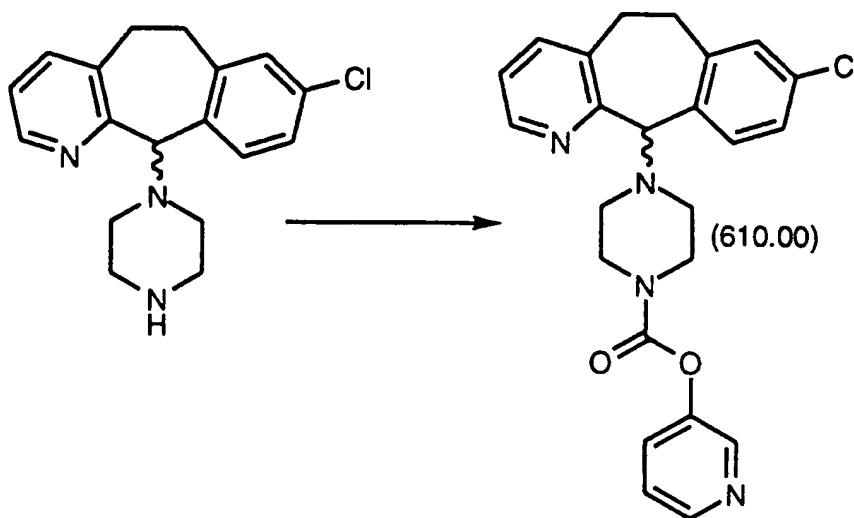


          A 1.93M solution of phosgene in toluene (20%) (198.3ml) (382.3 mmoles) was diluted with dry dichloromethane (100ml) and the mixture was stirred at 0° under an argon atmosphere. A solution of 3-hydroxypyridine (7.27 grams) (76.5 mmoles) and dry pyridine (8.06 grams) (8.25 ml) (101.9 mmoles) in dry dichloromethane (200 ml) was added dropwise to the stirred solution at 0° over a period of 1 hour. The mixture was stirred at 0-25° for an additional 2 hours. A stream of nitrogen was passed through the solution to remove most of the phosgene and the solution was then evaporated to dryness to give the title compound which was dried in

- 75 -

*vacuo* for 1 hour and then taken up in dry dichloromethane (60 ml) and dry pyridine (60 ml) to give a stock solution of the title compound.

B. 3-PYRIDYL 4-(8-CHLORO-6,11-DIHYDRO-5H-BENZO[5,6]-CYCLOHEPTA[1,2-b]PYRIDIN-11-YL)-1-PIPERAZINECARBOXYLATE



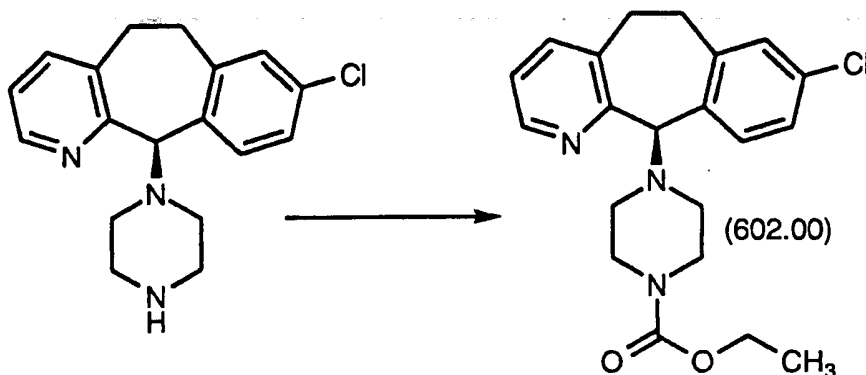
5

A portion of the stock solution of 3-pyridyl chloroformate (105 ml) prepared as described in Example 6A above and a solution of the title compound from Preparative Example 7C above (7 grams) in dry pyridine (30 ml) were stirred at 25° for 24 hours. The solution was evaporated to dryness and azeotroped with toluene. The residue was taken up in dichloromethane and washed with saturated aqueous sodium bicarbonate and then water. The dichloromethane was dried (magnesium sulphate), filtered and evaporated to dryness. The residue was chromatographed on silica gel using 1%(10% concentrated ammonium hydroxide in methanol)-dichloromethane as the eluant to give compound 610.00 (Yield: 7.65 grams, 79%, MH<sup>+</sup> 435.15).

10

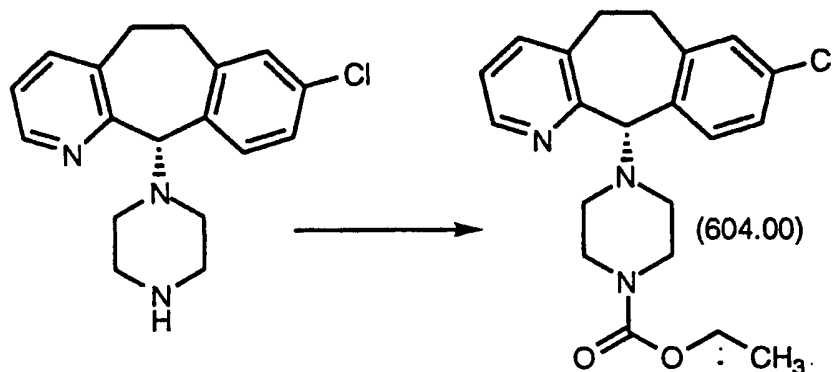
15

- 76 -

EXAMPLE 7A. (+) ETHYL 4-(8-CHLORO-6,11-DIHYDRO-11H-BENZO[5,6]-CYCLOHEPTA[1,2-b]PYRIDIN-11(R)-YL)-1-PIPERAZINE CARBOXYLATE

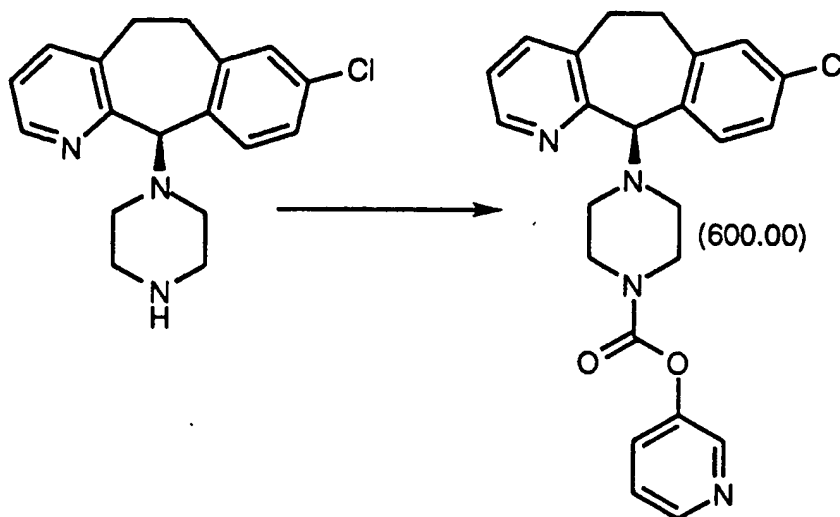
- 5 The title R(+) diastereoisomer from Preparative Example 8 above was reacted with ethyl chloroformate under the same conditions as described in Example 3 above to give compound 602.00 (Yield: 93%, MH<sup>+</sup> 386).

10 B. (-) ETHYL 4-(8-CHLORO-6,11-DIHYDRO-11H-BENZO[5,6]-CYCLOHEPTA[1,2-b]PYRIDIN-11(S)-YL)-1-PIPERAZINE CARBOXYLATE



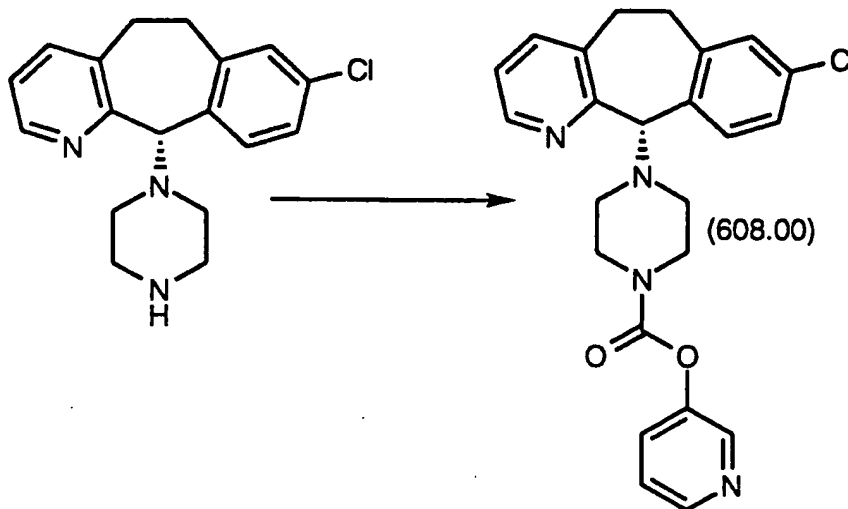
- 15 The title S(-) diastereoisomer from Preparative Example 8 above was reacted with ethyl chloroformate under the same conditions as described in Example 3 above to give compound 604.00 (Yield: 92%, MH<sup>+</sup> 386).

- 77 -

EXAMPLE 8A. (+) 3-PYRIDYL 4-(8-CHLORO-6,11-DIHYDRO-5H-BENZO[5,6]-CYCLOHEPTA[1,2-b]PYRIDIN-11(R)-YL)-1-PIPERAZINE CARBOXYLATE

5 The title R(+) diastereoisomer from Preparative Example 8 above was reacted with 3-pyridyl chloroformate under the same conditions as described in Example 6B above to give compound 600.00 (Yield: 71%, MH<sup>+</sup> 435).

10 B. (-) 3-PYRIDYL 4-(8-CHLORO-6,11-DIHYDRO-5H-BENZO[5,6]-CYCLOHEPTA[1,2-b]PYRIDIN-11(S)-YL)-1-PIPERAZINE CARBOXYLATE

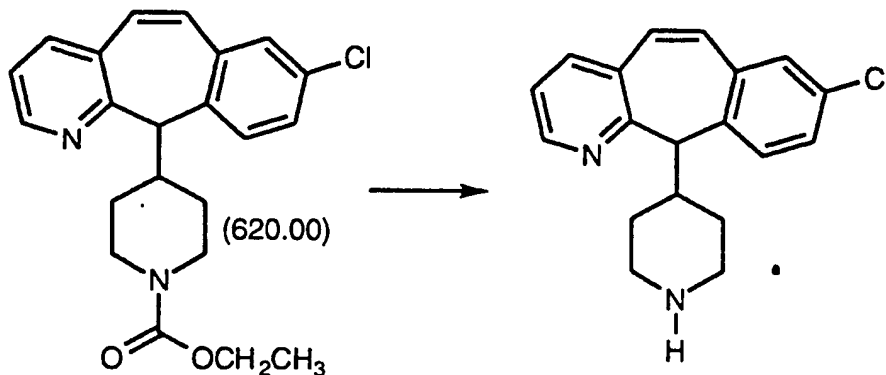


15 The title S(-) diastereoisomer from Preparative Example 8 above was reacted with 3-pyridyl chloroformate under the same conditions as described in Example 6B above to give compound 608.00 (Yield: 69%, MH<sup>+</sup> 435).

- 78 -

EXAMPLE 98-CHLORO-11-(1-ETHOXYCARBONYL-4-PIPERIDINYL)-11H-BENZO[5,6]CYCLOHEPTA[1,2-b]PYRIDINE5 8-CHLORO-11-(1-ETHOXYCARBONYL-4-PIPERIDINYL)-9-ETHYL-11H-BENZO[5,6]CYCLOHEPTA[1,2-b]PYRIDINE

Compound 535.00 of Preparative Example 1F (51.15 grams, 0.1336 mole) was dissolved in trifluoromethanesulfonic acid (170 mL). The dark mixture was heated to reflux for 70 h. The solution was cooled to room temperature and was then poured into 800 mL of an ice/water slurry and the resulting mixture stirred. Concentrated ammonium hydroxide solution (175 mL) was added to the mixture in small portions so that the temperature of the mixture was below 20°C. The resulting basic mixture was extracted with dichloromethane. The dichloromethane extract was washed with brine and was then evaporated to give a brown residue. This residue was dissolved in dichloromethane (750 mL) and the solution cooled to 0°C. Ethyl chloroformate (14.8 grams, 0.136 mole) was added over 5 minutes and the resulting mixture stirred at 0°C for 15 minutes. Saturated sodium bicarbonate solution (150 mL) was added and the cooling bath was removed. The resulting biphasic mixture was stirred rapidly for 3h. The layers were separated and the dichloromethane layer was filtered through silica gel. The filtrate was evaporated to dryness and the residue chromatographed on silica gel using a gradient of hexane-dichloromethane-acetone 16:2.5:1.5 to hexane-dichloromethane-acetone 28:7.5:4.5 as eluent to give compound 620.00 (25.02g 49%, MH<sup>+</sup> 383) and compound 622.00 (4.85g, 9%, MH<sup>+</sup> 411).

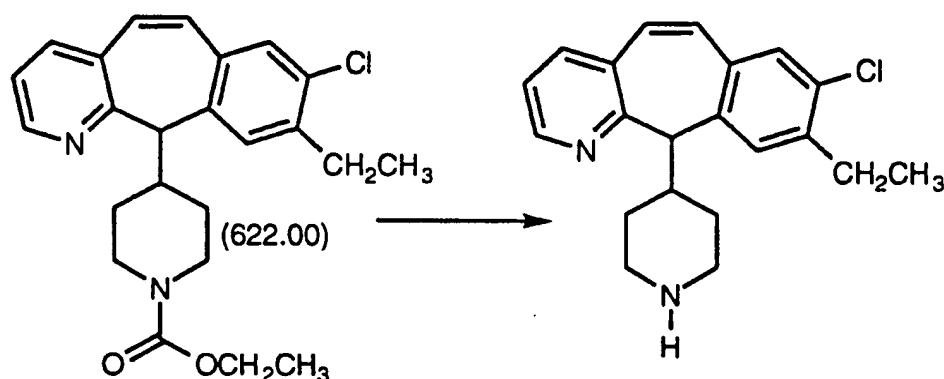
EXAMPLE 10A. 8-CHLORO-11-(4-PIPERIDINYL)-11H-BENZO[5,6]CYCLOHEPTA[1,2-b]PYRIDINE



- 79 -

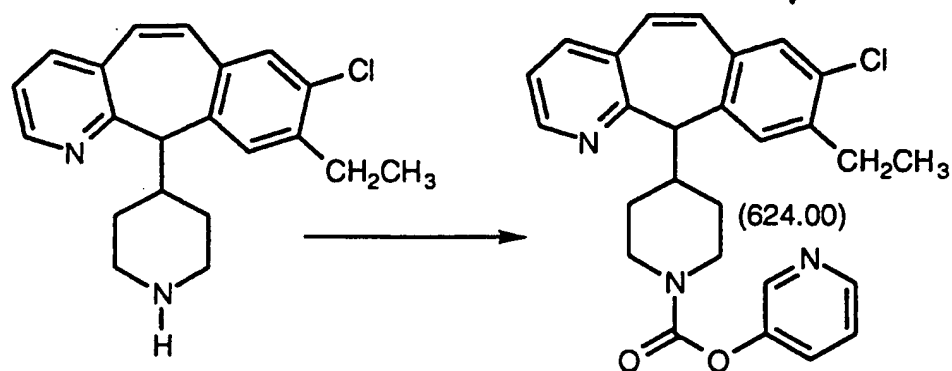
Hydrolyze compound 620.00 of Example 9 by dissolving in 50% aqueous sulfuric acid (v/v) and heating to 90° to 100°C for 16 h. The cooled acidic mixture was neutralized with 25% sodium hydroxide solution (w/v). The resulting mixture was extracted with ethyl acetate and the ethyl acetate extract was dried with sodium sulfate. Filtration and evaporation of the ethyl acetate afforded the title compound (MH<sup>+</sup> 311).

B. 8-CHLORO-9-ETHYL-11-(4-PIPERIDINYL)-11H-BENZO-[5.6]CYCLOHEPTA[1.2-b]PYRIDINE



10 Hydrolyze compound 622.00 of Example 9 following the procedure described in Example 10A. (Decomposes between 205.7-215.4°C heating 2-3°C per minute).

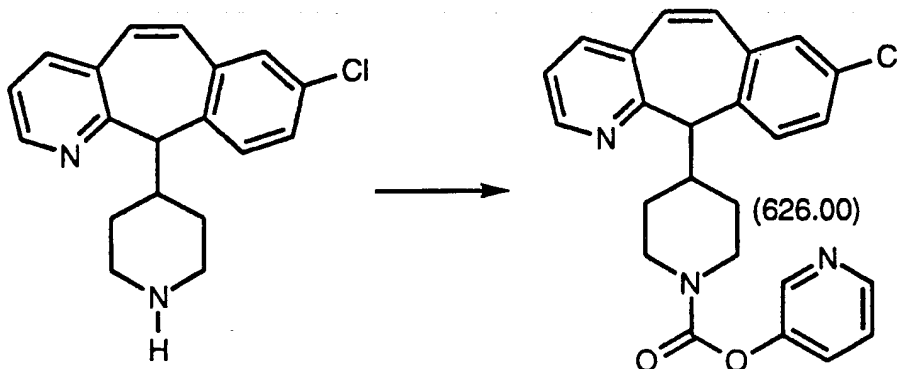
C. 8-CHLORO-9-ETHYL-11-(1-(3-PYRIDYLOXY)CARBONYL-4-PIPERIDINYL)-11H-BENZO[5.6]CYCLOHEPTA[1.2-b]PYRIDINE



15

The title compound from Example 10B above was reacted with 3-pyridyl chloroformate as described in Example 6B above to give the title compound 624.00 (MH<sup>+</sup> 460).

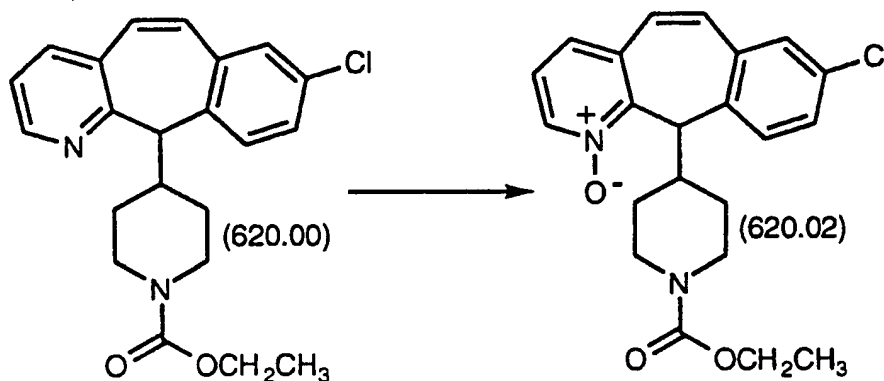
- 80 -

EXAMPLE 118-CHLORO-11-(1-(3-PYRIDYLOXY)CARBONYL-4-PIPERIDINYL)-11H-BENZO[5.6]CYCLOHEPTA[1.2-b]PYRIDINE

- 5 The title compound from Example 10A above was reacted with 3-pyridyl chloroformate as described in Example 6B above to give compound 626.00 (MH<sup>+</sup> 432, mp 102.1-103.9°C).

EXAMPLE 12

10 A. 8-CHLORO-11-(1-ETHOXYCARBONYL-4-PIPERIDINYL)-11H-BENZO[5.6]CYCLOHEPTA[1.2-b]PYRIDINE-1-OXIDE



- 15 Compound 620.00 from Example 9 above (20.23 grams, 52.84 mmoles) was dissolved in dichloromethane (250 mL). 3-Chloroperoxybenzoic acid (1.25 equivalents) was added in one portion and this solution was stirred for 45 minutes. Sodium bisulfite solution (20% w/v) was added and the biphasic mixture rapidly stirred for 30 minutes. The layers were separated and the organic layer was washed with saturated sodium carbonate solution and dried with sodium sulfate. Filtration and
- 20 evaporation afforded compound 620.02 (21g, 99%, MH<sup>+</sup> 399, mp 78.6-89.4°C).

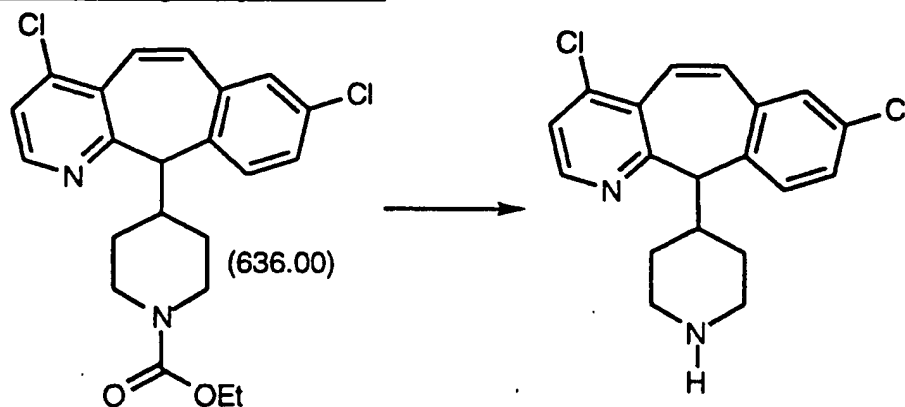
- 81 -

B. 4,8-DICHLORO-11-(1-ETHOXYCARBONYL-4-PIPERIDINYL)-11H-BENZO[5,6]CYCLOHEPTA[1,2-B]PYRIDINE (636.00) and  
2,8-DICHLORO-11-(1-ETHOXYCARBONYL-4-PIPERIDINYL)-11H-BENZO[5,6]CYCLOHEPTA[1,2-B]PYRIDINE (640.00)

- 5 Compound 620.02 from Example 12A (21 grams, 53 mmoles) above was dissolved in anhydrous dichloroethane (250 mL) and the solution cooled to 0°C. POCl<sub>3</sub> (49.4 grams, 0.322 mole) was added dropwise to the dichloroethane solution over 15 minutes. After the POCl<sub>3</sub> was added the reaction mixture was warmed to 45 - 50°C and stirred for 18h. Additional  
 10 POCl<sub>3</sub> (8.2 grams) was added and the mixture heated to reflux for 9h. The mixture was cooled and added to an ice cooled, stirred solution of sodium hydroxide (15% w/v). The resulting biphasic mixture was stirred rapidly for 18h. The layers were separated and the aqueous layer was extracted with dichloromethane. The combined organic layers were washed with water  
 15 followed by brine and dried (sodium sulfate). The mixture was filtered and evaporated, and the residue chromatographed on silica gel using a gradient of 25% ethyl acetate in hexane to 45% ethyl acetate in hexane as eluent. Compound 636.00 was obtained as a yellow solid (5.98 g), and compound 640.00 was obtained as a yellow solid (1.0 g, M<sup>+</sup>417, mp77.8-  
 20 82.5°C).

EXAMPLE 13

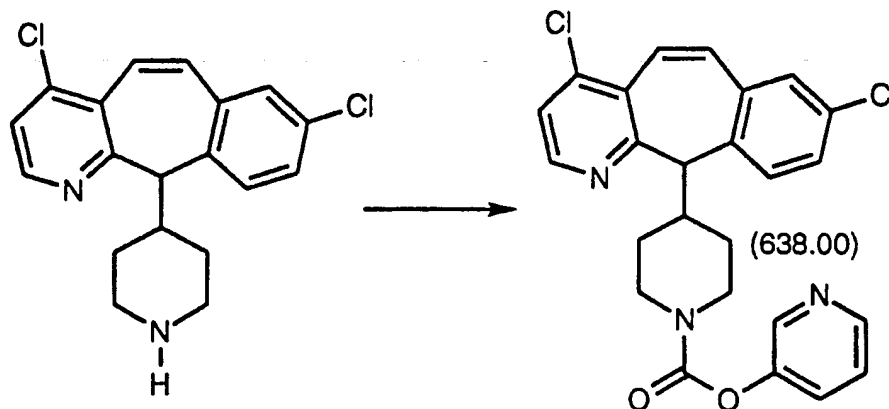
A. 4,8-DICHLORO-11-(4-PIPERIDINYL)-11H-BENZO[5,6]CYCLOHEPTA[1,2-b]PYRIDINE



Compound 636.00 from Example 12B was hydrolyzed under the conditions described in Example 10A above to give the title compound (M<sup>+</sup> 345).

- 82 -

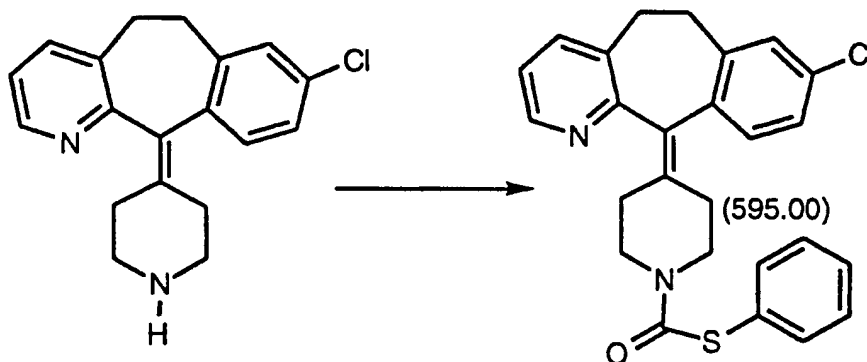
B. 4,8-DICHLORO-11-(1-(3-PYRIDYLOXY)CARBONYL-4-PIPERIDINYL)-11H-BENZO[5,6]CYCLOHEPTA[1,2-b]PYRIDINE



The title compound from Example 13A above was reacted with 3-pyridyl chloroformate as described in Example 6B above to give compound 638.00 ( $M^+$  466).

EXAMPLE 14

10 4-(8-chloro-5,6-dihydro-11H-benzo[5,6]cyclohepta[1,2-b]-pyridin-11-ylidene)-1-piperinecarbothioic acid, S-phenyl ester



Dissolve the product of Preparative Example 1G (2 g, 6.71 mmole) in 25 ml of pyridine. To this add phenyl chloroformate (1.2 ml, 6.96 mmole) and dimethylamino pyridine (0.2 g, 1.64 mmole). Heat to 50°C for 4 hr followed by stirring at room temperature for 16 hr. Concentrate under vacuum, dilute with aqueous ammonium chloride and extract with dichloromethane. Dry the organic layer over sodium sulfate and concentrate under vacuum. Chromatograph the residue on silica gel using ethyl acetate and hexane to give compound 595.00 as a white solid.

20 MP = 175-177°C. Calc. for  $C_{26}H_{25}N_2OSCl$ ; C, 69.86; H, 5.19; N, 6.27. Found; C, 69.84; H, 5.22; N, 6.30. SIMS-MS = 446.8.

- 83 -

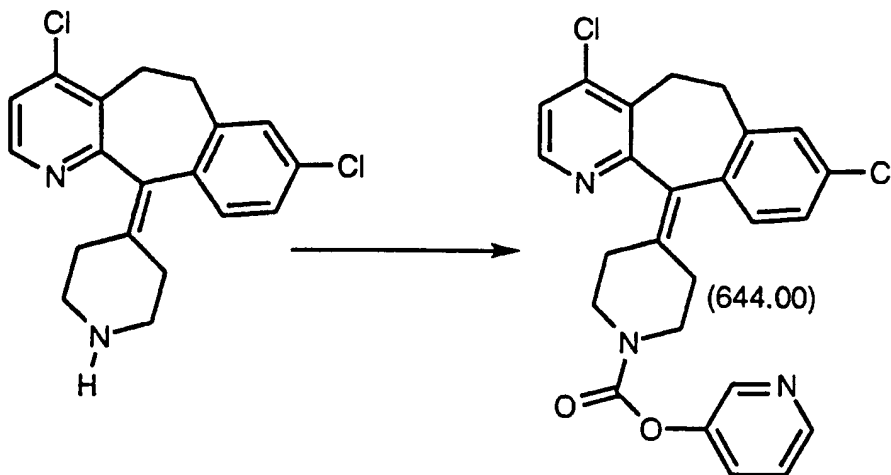
EXAMPLE 15ETHYL 4-[4-[(1H-BENZOTRIAZOL-1-YL)OXY]-8-CHLORO-5,6-DIHYDRO-11H-BENZO[5,6]CYCLOHEPTA[1,2-b]PYRIDIN-11-YLIDENE]-1-PIPERIDINE CARBAMATE

- 5 To a solution of compound 596.00 of Preparative Example 5 (1.5 grams) in dry dimethylformamide (20 mL) was added 1-hydroxybenzotriazole (1.5 grams). After stirring for 14 days at 25°C, sodium hydride (0.84 grams, 60% in mineral oil) was added and after an additional 24 hours, the mixture was poured into water. Filtration provided compound
- 10 654.00 (Yield: 1.7 grams, 89%, mp = 181.5 - 183.9°C, MH<sup>+</sup> 516).

EXAMPLE 16ETHYL 4-[4-HYDROXY-8-CHLORO-5,6-DIHYDRO-11H-BENZO[5,6]CYCLOHEPTA[1,2-b]PYRIDIN-11-YLIDENE]-1-PIPERIDINE  
15 CARBOXYLATE

- To a solution of compound 654.00 of Example 15 (0.15 grams) and glacial acetic acid (5 mL) was added zinc dust (0.2 grams). After stirring at 25°C for 1 hour, the mixture was filtered through celite and the filtrate concentrated *in vacuo*. The residue was diluted with ethyl acetate,
- 20 washed with saturated aqueous sodium bicarbonate and brine. The organic layer was separated, dried over magnesium sulfate and concentrated *in vacuo* to give compound 646.00 (Yield: 0.11 grams, 95%, MH<sup>+</sup> 399).

- 84 -

EXAMPLE 173-PYRIDYL 4-(4,8-DICHLORO-5,6-DIHYDRO-11H-BENZO[5.6]CYCLOHEPTA[1.2-b]PYRIDIN-11-YLIDENE)-1-PIPERIDINE CARBOXYLATE

5

A portion of the stock solution of 3-pyridylchloroformate (62 mL of 0.144 M in pyridine) prepared as described in Example 6A and the 4,8-dichloro product from Preparative Example 4C (2.2 grams) were stirred at 25°C for 6 days. The solution was evaporated to dryness and azeotroped with toluene. The residue was taken up in dichloro-methane and washed with saturated aqueous sodium bicarbonate and then water. The organic solution was dried over magnesium sulfate, filtered and evaporated to dryness. The residue was purified by flash column chromatography (silica gel) using 3% methanol-dichloromethane as eluent to give compound 644.00 (Yield: 1.6 grams, 54%, MH<sup>+</sup> 466).

15

EXAMPLE 183-PYRIDYL 4-[4-[(1H-BENZOTRIAZOL-1-YL)OXY]-8-CHLORO-5,6-DIHYDRO-11H-BENZO[5.6]CYCLOHEPTA[1.2-b]PYRIDIN-11-YLIDENE]-1-PIPERIDINE CARBOXYLATE

20

To a solution of compound 644.00 of Example 17 (1.42 grams) in dry dimethylformamide (50 mL) was added 1-hydroxybenzotriazole (3 grams), and sodium hydride (0.4g, 60% in mineral oil). The solution was stirred at 25°C under nitrogen while being irradiated with a 200 Watt lamp for 60 hours. The reaction mixture was poured into 1N aqueous sodium hydroxide, and filtration provided compound 656.00 (Yield: 1.8 grams, 100%, MH<sup>+</sup> 565).

25

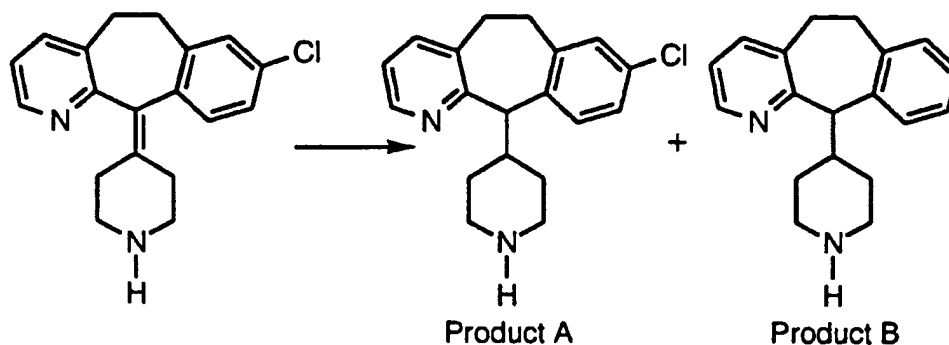
- 85 -

EXAMPLE 193-PYRIDYL 4-[4-HYDROXY-8-CHLORO-5,6-DIHYDRO-11H-BENZO[5,6]CYCLOHEPTA[1,2-b]PYRIDIN-11-YLIDENE]-1-PIPERIDINE CARBOXYLATE

5 To a solution of compound 656.00 of Example 18 (1.54 grams) and glacial acetic acid (50 mL) was added zinc dust (1.8 grams). After stirring at 25°C for 1 hour, the mixture was filtered through celite and the filtrate concentrated *in vacuo*. The residue was diluted with ethyl acetate, washed with saturated aqueous sodium bicarbonate and brine. The organic layer was separated, dried over magnesium sulfate and concentrated *in vacuo* to give compound 648.00 (Yield: 0.6 grams, 46%, MH<sup>+</sup> 448).

EXAMPLE 24

15 A. 8-CHLORO-6,11-DIHYDRO-11-(4-PIPERIDINYL)-5H-BENZO[5,6]CYCLOHEPTA[1,2-b]PYRIDINE (Product A) and 6,11-DIHYDRO-11-(4-PIPERIDINYL)-5H-BENZO[5,6]-CYCLOHEPTA[1,2-b]PYRIDINE (Product B)

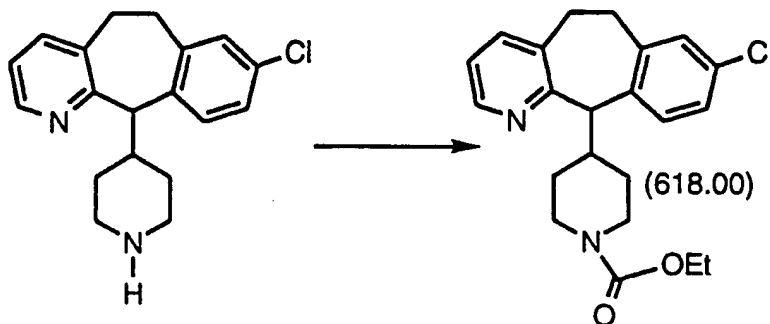


20 To a solution 66.27g (0.21mole) of 4-(8-chloro-5,6-dihydro-11H-benzo[5,6]cyclohepta(1,2-b)pyridin-11-ylidene)-piperidine (product from Preparative Example 1 Example, step G), in THF (1L) was added lithium aluminum hydride (24.32g, 0.64 mole) and the reaction mixture was heated to reflux overnight. The reaction mixture was then cooled to room temperature and ~ 3L of diethyl ether is added followed by dropwise addition of saturated sodium sulfate until a white gray precipitate forms. Magnesium sulfate was then added to the separated organic layer and stirred for 30 minutes. All the volatiles were then removed and the resulting crude mixture was chromatographed on a silica gel column eluting with 10% methanol saturated with ammonia in methylene chloride. The material obtained contained both the desired compound and the des-

- 86 -

chloro compound. Separation on HPLC using reverse phase column and eluting with 40% methanol-water afforded the desired compounds as white solids (Product A's mp = 95.2-96.1°C, Product B's mp = 145.1-145.7°C).

5            B.    ETHYL 4-(8-CHLORO-6,11-DIHYDRO-5H-BENZO-[5,6]CYCLOHEPTA(1,2-b)PYRIDIN-11-YL)-1-PIPERIDINE-CARBOXYLATE



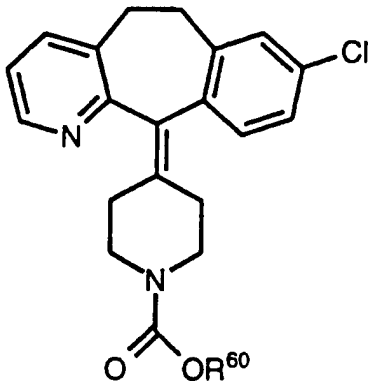
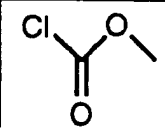
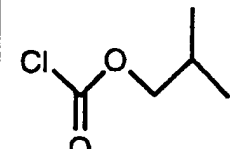
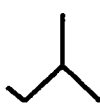
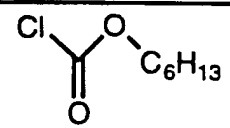
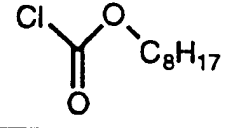
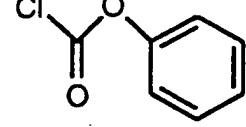
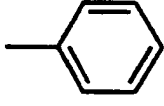
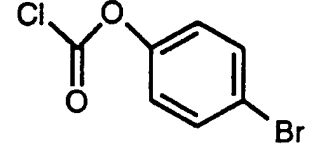
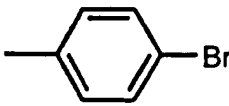
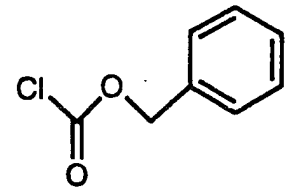
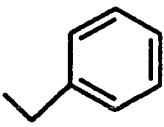
10            8-Chloro-6,11-dihydro-11-(4-piperidinyl)-5H-benzo[5,6]cyclohepta-  
[1,2-b]pyridine (product from Example 24A) (4.18g, 13mmol) was  
dissolved in toluene (175mL). Ethyl chloroformate(11.6g,110 mmol, 10.2  
mL) was then added and the reaction mixture was heated to  $-120^{\circ}\text{C}$   
overnight. All volatiles were stripped off and the crude product was  
15            purified on silica gel column eluting with 50% ethyl acetate- hexanes to  
give the title compound as a white solid( $\text{MH}^+$  385).

EXAMPLE 28

20            By using the appropriately substituted chloroformate listed in Table  
2 in place of ethyl chloroformate in step F of Preparative Example 1, and  
basically employing the same chemistry described in Example 1F, the  
products in Table 2 are prepared. In most cases, the products are purified  
by flash chromatography.



TABLE 2

			
Chloroformate	R <sup>60</sup>	Compound	MH <sup>+</sup>
	-CH <sub>3</sub>	560.00	369
		575.00	411
	-C <sub>6</sub> H <sub>13</sub>	590.00	439
	-C <sub>8</sub> H <sub>17</sub>	585.00	468
		565.00	431
		580.00	510
		570.00	445

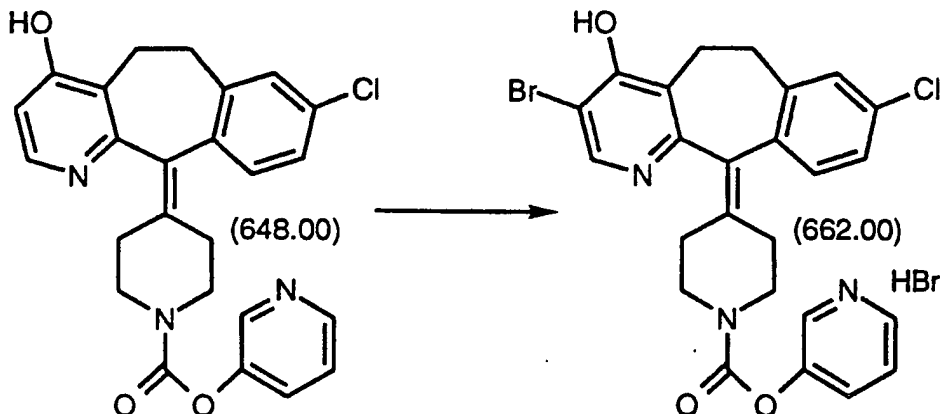
- 88 -

EXAMPLE 29ETHYL 4-[3-BROMO-4-HYDROXY-8-CHLORO-5,6-DIHYDRO-11H-BENZO[5,6]CYCLOHEPTA[1,2-b]PYRIDIN-11-YLIDENE]-1-PIPERIDINE CARBOXYLATE

5 To a solution of compound 646.00 from Example 16 (0.08 grams) and glacial acetic acid (5 mL) was added a 2 M bromine-acetic acid solution (0.2 mL) at 25°C under N<sub>2</sub>. After 3 days, the solution was concentrated *in vacuo*, then neutralized with 1N aqueous sodium hydroxide and extracted with dichloromethane. The organic phase was washed with brine, dried over anhydrous magnesium sulfate, and concentrated *in vacuo* to give compound 660.00 (0.02 grams, 23%, MH+ 477).

EXAMPLE 30

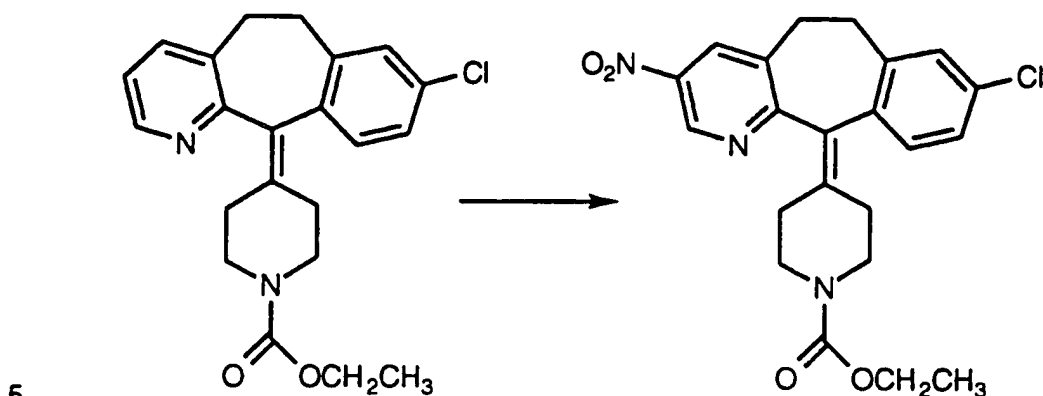
15 3-PYRIDYL 4-[3-BROMO-4-HYDROXY-8-CHLORO-5,6-DIHYDRO-11H-BENZO[5,6]CYCLOHEPTA[1,2-b]PYRIDIN-11-YLIDENE]-1-PIPERIDINE CARBOXYLATE



20 To a solution of compound 648.00 from Example 19 (0.02 grams) and glacial acetic acid (1 mL) was added a 2 M bromine-acetic acid solution (0.04 mL) at 25 °C under N<sub>2</sub>. After 10 minutes, water was added and an additional 3 drops of the bromine-acetic acid solution. The resulting solid was filtered and washed with water several times and dried to give compound 662.00 (0.02 grams, 92%, MH+ 526).

25

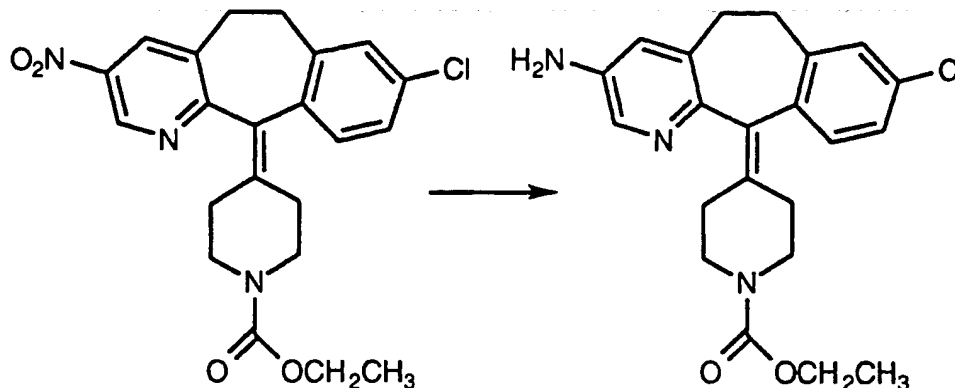
- 89 -

EXAMPLE 31A. 4-(8-CHLORO-3-NITRO-5,6-DIHYDRO-11H-BENZO[5,6]-CYCLOHEPTA[1,2-b]PYRIDIN-11-YLIDENE)-1-PIPERIDINE-1-CARBOXYLIC ACID ETHYL ESTER

Tetrabutyl ammonium nitrate(4.98g, 16.3 mmol) was dissolved in dichloromethane(20 mL) and trifluoroacetic anhydride(3.12g, 14.9 mmol, 2.1 mL) was then added. The solution was cooled to 0°C and then added (by cannulation) to a solution of 4-(8-chloro-5,6-dihydro-11H-benzo[5,6]-cyclohepta[1,2-b]pyridin-11-ylidene)-1-piperidine-1-carboxylic acid ethyl ester (5.69g, 14.9 mmol) in methylene chloride (35 mL) also cooled to 0°C. The reaction mixture was stirred at 0°C for 3h and then allowed to go to room temperature (25°C) overnight. The reaction mixture was then extracted with saturated sodium bicarbonate (60 mL) dried over magnesium sulfate and concentrated to give a semi-solid material that was chromatographed on silica gel eluting first with 10% and then 20% ethyl acetate -hexane. Removal of the organic solvents gave the title compound in 44% yield as a light yellow solid. MP = 90.4-91.0°C, MH<sup>+</sup> 428.

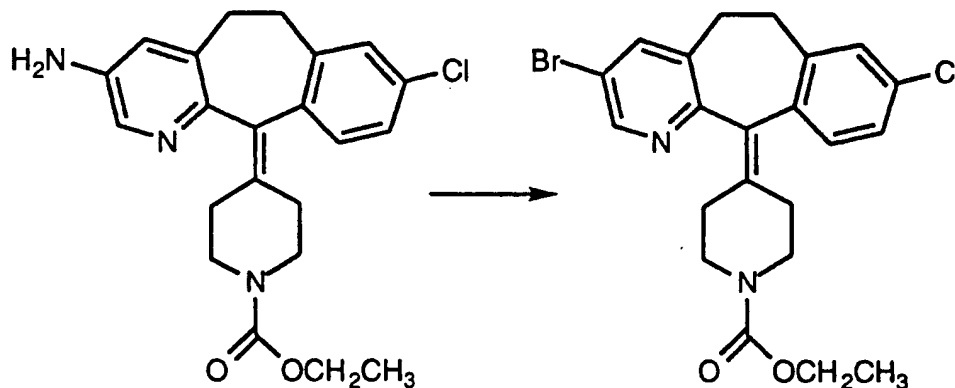
- 90 -

B. 4-(8-CHLORO-3-AMINO-5,6-DIHYDRO-11H-BENZO[5,6]-CYCLOHEPTA[1,2-b]PYRIDIN-11-YLIDENE)-1-PIPERIDINE-1-CARBOXYLIC ACID ETHYL ESTER



5 The title compound from Example 31A (5.99g, 14 mmol) was dissolved in 85% aqueous ethanol. To this solution was added iron filings (7.01g, 125.57 mmol) and calcium chloride (0.69g, 6.29 mmol) and the reaction mixture was refluxed for 16h. The reaction mixture was filtered through a bed of celite while hot and the celite was washed with hot  
 10 ethanol (700 mL). The ethanol solution was then decolorized with activated charcoal (2.4g) and then filtered through celite. Ethanol was then rotary evaporated to give the title compound in 100% yield as an off-white solid. MP= 102.4-103.1°C, MH + 398.

15 C. 4-(8-CHLORO-3-BROMO-5,6-DIHYDRO-11H-BENZO[5,6]-CYCLOHEPTA[1,2-b]PYRIDIN-11-YLIDENE)-1-PIPERIDINE-1-CARBOXYLIC ACID ETHYL ESTER



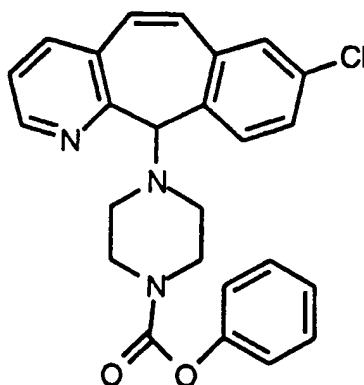
The title compound from Example 31B (3.00g, 7.60 mmol) was dissolved in hydrobromic acid (48%, 30 mL). The reaction mixture was cooled to  
 20 -5°C (ice-ethylene glycol bath) and bromine (2 mL) was added dropwise. The reaction mixture was stirred at -5°C for 15 minutes. Sodium nitrite (1.57g, 22.8 mmol) dissolved in water (15 mL) was slowly added to the

- 91 -

reaction mixture. The reaction mixture was then stirred for 45 minutes and then quenched with 40% NaOH to pH ~10. The aqueous phase was then extracted with ethyl acetate(3x100mL). Combined ethyl acetate fractions were dried over sodium sulfate and then concentrated to give the title  
5 compound in 83% yield as a light brown solid. Mp = 146-148°C, MH+ 463.

**EXAMPLE 32**

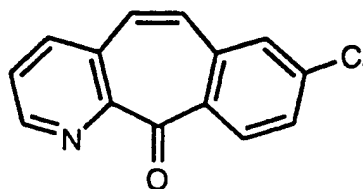
A compound of the formula:



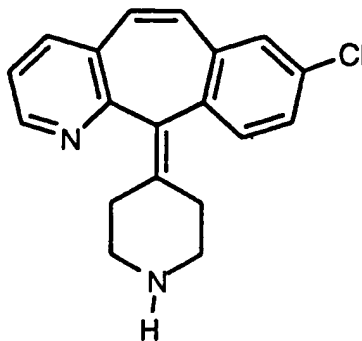
10 was prepared from the title compound of Preparative Example 10 by reaction with phenylchloroformate by essentially the same procedure as described in Example 4 in 89% yield, MH+ 432.

**EXAMPLE 33**

15 A compound of the formula:

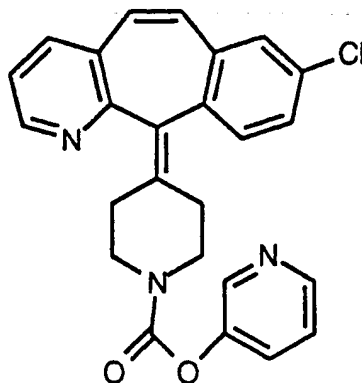


was reacted essentially as described in Example 2D-H to produce the intermediate



- 92 -

which intermediate was reacted with the title compound of Example 6A to give, by essentially the same procedure as described in Example 6B, the compound



- 5 MH<sup>+</sup> 404. The starting ketone is a known compound which can be prepared by the process described in *The Journal of Organic Chemistry*, **1990**, *55*, pp. 3341-3350 by Piwinski, J.J.; Wong, J.K.; Chan, T.-M.; Green, M.J.; and Ganguly, A.K.

## 10 ASSAYS

1. In vitro enzyme assays: Inhibition of farnesyl protein transferase and geranylgeranyl protein transferase.

- Both farnesyl protein transferase (FPT) and geranylgeranyl protein transferase (GGPT) I were partially purified from rat brain by ammonium sulfate fractionation followed by Q-Sepharose (Pharmacia, Inc.) anion exchange chromatography essentially as described by Yokoyama et al (Yokoyama, K., et al., (1991), A protein geranylgeranyltransferase from bovine brain: Implications for protein prenylation specificity, **Proc. Natl. Acad. Sci USA** 88: 5302-5306, the disclosure of which is incorporated herein by reference thereto). Human farnesyl protein transferase was also expressed in *E. coli*, using cDNA clones encoding both the  $\alpha$  and  $\beta$  subunits. The methods used were similar to those published (Omer, C. et al., (1993), Characterization of recombinant human farnesyl protein transferase: Cloning, expression, farnesyl diphosphate binding, and functional homology with yeast prenyl-protein transferases, **Biochemistry** *32*:5167-5176). Human farnesyl protein transferase was partially-purified from the soluble protein fraction of *E. coli* as described above. the tricyclic farnesyl protein transferase inhibitors disclosed herein inhibited both human and rat enzyme with similar potencies. Two forms of val<sup>12</sup>-Ha-Ras protein were prepared as substrates for these enzymes,

- 93 -

differing in their carboxy terminal sequence. One form terminated in cysteine-valine-leucine-serine (Ras-CVLS) the other in cysteine-valine-leucine-leucine (Ras-CVLL). Ras-CVLS is a substrate for the farnesyl protein transferase while Ras-CVLL is a substrate for geranylgeranyl protein transferase I. The cDNAs encoding these proteins were constructed so that the proteins contain an amino-terminal extension of 6 histidine residues. Both proteins were expressed in *Escherichia coli* and purified using metal chelate affinity chromatography. The radiolabelled isoprenyl pyrophosphate substrates, [<sup>3</sup>H]farnesyl pyrophosphate and [<sup>3</sup>H]geranylgeranyl pyrophosphate, were purchased from DuPont/New England Nuclear.

Several methods for measuring farnesyl protein transferase activity have been described (Reiss et al 1990, *Cell* **62**: 81; Schaber et al 1990, *J. Biol. Chem.* **265**: 14701; Manne et al 1990, *PNAS* **87**: 7541; and Barbacid & Manne 1993, U.S. Patent No. 5,185,248). The activity was assayed by measuring the transfer of [<sup>3</sup>H]farnesyl from [<sup>3</sup>H]farnesyl pyrophosphate to Ras-CVLS using conditions similar to those described by Reiss et al. 1990 (*Cell* **62**: 81) The reaction mixture contained 40 mM Hepes, pH 7.5; 20 mM magnesium chloride; 5 mM dithiothreitol; 0.25 μM [<sup>3</sup>H]farnesyl pyrophosphate; 10 μl Q-Sepharose-purified farnesyl protein transferase; the indicated concentration of tricyclic compound or dimethylsulfoxide (DMSO) vehicle control (5% DMSO final); and 5 μM Ras-CVLS in a total volume of 100 μl. The reaction was allowed to proceed for 30 minutes at room temperature and then stopped with 0.5 ml of 4% sodium dodecyl sulfate (SDS) followed by 0.5 ml of cold 30% trichloroacetic acid (TCA). Samples were allowed to sit on ice for 45 minutes and precipitated Ras protein was then collected on GF/C filter paper mats using a Brandel cell harvester. Filter mats were washed once with 6% TCA, 2% SDS and radioactivity was measured in a Wallac 1204 Betaplate BS liquid scintillation counter. Percent inhibition was calculated relative to the DMSO vehicle control.

The geranylgeranyl protein transferase I assay was essentially identical to the farnesyl protein transferase assay described above, with two exceptions: [<sup>3</sup>H]geranylgeranylpyrophosphate replaced farnesyl pyrophosphate as the isoprenoid donor and Ras-CVLL was the protein acceptor. This is similar to the assay reported by Casey et al (Casey, P.J., et al., (1991), *Enzymatic modification of proteins with a geranylgeranyl*

- 94 -

isoprenoid, *Proc. Natl. Acad. Sci, USA* **88**: 8631-8635, the disclosure of which is incorporated herein by reference thereto).

2. Cell-Based Assay: Transient expression of val<sup>12</sup>-Ha-Ras-CVLS and val<sup>12</sup>-Ha-Ras-CVLL in COS monkey kidney cells:  
5 Effect of farnesyl protein transferase inhibitors on Ras processing and on disordered cell growth induced by transforming Ras.

COS monkey kidney cells were transfected by electroporation with the plasmid pSV-SPORT (Gibco/BRL) containing a cDNA insert encoding either Ras-CVLS or Ras-CVLL, leading to transient overexpression of a  
10 Ras substrate for either farnesyl protein transferase or geranylgeranyl protein transferase I, respectively (see above).

Following electroporation, cells were plated into 6-well tissue culture dishes containing 1.5 ml of Dulbecco's-modified Eagle's media (GIBCO, Inc.) supplemented with 10% fetal calf serum and the appropriate  
15 farnesyl protein transferase inhibitors. After 24 hours, media was removed and fresh media containing the appropriate drugs was re-added.

48 hours after electroporation cells were examined under the microscope to monitor disordered cell growth induced by transforming Ras. Cells expressing transforming Ras become more rounded and  
20 refractile and overgrow the monolayer, reminiscent of the transformed phenotype. Cells were then photographed, washed twice with 1 ml of cold phosphate-buffered saline (PBS) and removed from the dish by scraping with a rubber policeman into 1 ml of a buffer containing 25 mM Tris, pH 8.0; 1 mM ethylenediamine tetraacetic acid; 1 mM phenylmethylsulfonyl  
25 fluoride; 50  $\mu$ M leupeptin; and 0.1  $\mu$ M pepstatin. Cells were lysed by homogenization and cell debris was removed by centrifugation at 2000 x g for 10 min.

Cellular protein was precipitated by addition of ice-cold trichloroacetic acid and redissolved in 100  $\mu$ l of SDS-electrophoresis  
30 sample buffer. Samples (5-10  $\mu$ l) were loaded onto 14% polyacrylamide minigels (Novex, Inc.) and electrophoresed until the tracking dye neared the bottom of the gel. Proteins resolved on the gels were electroblotted onto nitrocellulose membranes for immunodetection.

Membranes were blocked by incubation overnight at 4°C in PBS  
35 containing 2.5% dried milk and 0.5% Tween-20 and then incubated with a Ras-specific monoclonal antibody, Y13-259 (Furth, M.E., et al., (1982), Monoclonal antibodies to the p21 products of the transforming gene of Harvey murine sarcome virus and of the cellular ras gene family, *J. Virol.*



- 95 -

43: 294-304), in PBS containing 1% fetal calf serum for one hour at room temperature. After washing, membranes were incubated for one hour at room temperature with a 1:5000 dilution of secondary antibody, rabbit anti-rat IgG conjugated to horseradish peroxidase, in PBS containing 1% fetal calf serum. The presence of processed and unprocessed Ras-CVLS or Ras-CVLL was detected using a colorimetric peroxidase reagent (4-chloro-1-naphthol) as described by the manufacturer (Bio-Rad).

3. Cell Mat Assay:

Normal human HEPM fibroblasts were planted in 3.5 cm dishes at a density of  $5 \times 10^4$  cells/dish in 2 ml growth medium, and incubated for 3-5d to achieve confluence. Medium was aspirated from each dish and the indicator tumor cells, T24-BAG4 human bladder carcinoma cells expressing an activated H-ras gene, were planted on top of the fibroblast monolayer at a density of  $2 \times 10^3$  cells/dish in 2 ml growth medium, and allowed to attach overnight. Compound-induced colony inhibition was assayed by addition of serial dilutions of compound directly to the growth medium 24 h after tumor cell planting, and incubating cells for an additional 14 d to allow colony formation. Assays were terminated by rinsing monolayers twice with phosphate-buffered saline (PBS), fixing the monolayers with a 1% glutaraldehyde solution in PBS, then visualizing tumor cells by staining with X-Gal (Price, J., et al., Lineage analysis in the vertebrate nervous system by retrovirus-mediated gene transfer, Proc. Natl. Acad. Sci. 84, 156-160(1987)). In the colony inhibition assay, compounds were evaluated on the basis of two  $IC_{50}$  values: the concentration of drug required to prevent the increase in tumor cell number by 50% ( $tIC_{50}$ ) and the concentration of drug required to reduce the density of cells comprising the cell mat by 50% ( $mIC_{50}$ ). Both  $IC_{50}$  values were obtained by determining the density of tumor cells and mat cells by visual inspection and enumeration of cells per colony and the number of colonies under the microscope. The therapeutic index of the compound was quantitatively expressed as the ratio of  $mIC_{50}/tIC_{50}$ , with values greater than one indicative of tumor target specificity.

- 96 -

TABLE 3  
FPT INHIBITION

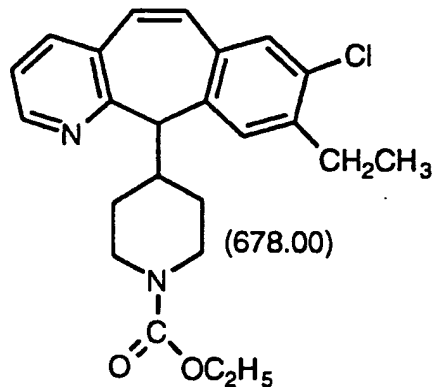
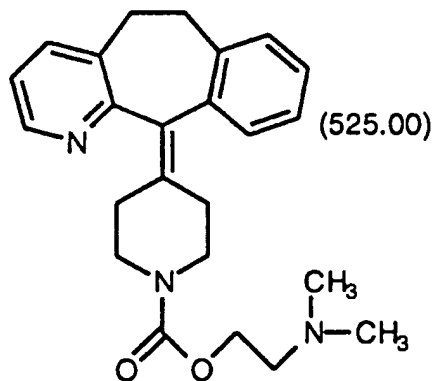
COMPOUND	FPT IC <sub>50</sub> (μM)	COS IC <sub>50</sub> (μM)
500.00	0.01-10	10-100
515.00	10-100	----
520.00	10-100	----
525.00	10-100	----
530.00	0.01-10	10-100
540.00	0.01-10	----
545.00	0.01-10	----
550.00	0.01-10	10-100
555.00	10-100	----
560.00	10-100	----
565.00	0.01-10	0.01-10
570.00	0.01-10	----
575.00	0.01-10	0.01-10
580.00	0.01-10	10-100
585.00	>100	----
590.00	10-100	----
595.00	0.01-10	0.01-10
596.00	10-100	----
600.00	0.01-10	0.01-10
602.00	10-100	----
604.00	10-100	----
608.00	0.01-10	0.01-10
610.00	0.01-10	0.01-10
612.00	0.01-10	0.01-10
614.00	10-100	----
618.00	0.01-10	10-100
620.00	0.01-10	----
622.00	10-100	----
636.00	0.01-10	----
642.00	0.01-10	----
644.00	0.01-10	----
646.00	10-100	----

- 97 -

TABLE 3 - continued

COMPOUND	FPT IC <sub>50</sub> (μM)	COS IC <sub>50</sub> (μM)
648.00	0.01-10	----
654.00	10-100	----
656.00	0.01-10	----
658.00	10-100	----
660.00	10-100	----
662.00	0.01-10	----
664.00	0.01-10	----
666.00	10-100	----
668.00	10-100	----
670.00	10-100	----
672.00	0.01-10	----
674.00	10-100	----
676.00	0.01-10	----
678.00	10-100	----
Example 32	0.01-10	----
Example 33	0.01-10	----

Compound 525.00 and 678.00 are:



5

The GGPT IC<sub>50</sub> (μM) for compound 618.00 was >50.

- 98 -

TABLE 4  
INHIBITION OF TUMOR CELL GROWTH - MAT ASSAY

COMPOUND	INHIBITION OF TUMOR CELL GROWTH (IC <sub>50</sub> μM)	INHIBITION OF NORMAL CELL GROWTH (IC <sub>50</sub> μM)
500.00	25	25
515.00	75	>100
530.00	12.5	100
550.00	18	>50
	25	>50
575.00	37	>50
595.00	18	>50
600.00	12.5	50
608.00	37	>50
612.00	50	>50
614.00	50	>50
618.00	>50	>50
642.00	50	>50

## 5 RESULTS

### 1. Enzymology:

The data demonstrate that the compounds of the invention are inhibitors of Ras-CVLS farnesylation by partially purified rat and human brain farnesyl protein transferase (FPT). The data also show that there are compounds of the invention which can be considered as potent (IC<sub>50</sub> <10 μM) inhibitors of Ras-CVLS farnesylation by partially purified rat brain farnesyl protein transferase (FPT)--see Table 3.

The data also demonstrate that compounds of the invention are poorer inhibitors of geranylgeranyl protein transferase (GGPT) assayed using Ras-CVLL as isoprenoid acceptor. Tested compounds were inactive or weakly active as geranylgeranyl transferase inhibitors at 20 μg/ml. For example, compound 500.00 inhibits GGPT 7% at 50 μM and is at least 31-fold selective for FPT inhibition. For another example, Compound 530.00 is inactive against GGPT at 49 μM and is at least 13-fold selective for FPT inhibition. This selectivity is important for the therapeutic potential of the compounds used in the methods of this invention, and increases the

- 99 -

potential that the compounds will have selective growth inhibitory properties against Ras-transformed cells.

2. Cell-Based: COS Cell and Cell Mat Assays

Immunoblot analysis of the Ras protein expressed in Ras-transfected COS cells indicated that the farnesyl transferase inhibitors of this invention 5 inhibit Ras-CVLS processing, causing accumulation of unprocessed Ras (Table 3). For example, compounds 500.00 and 530.00 inhibit Ras-CVLS processing with IC<sub>50</sub> values in the range of 10-100 μM. These results show that the compounds inhibit farnesyl protein transferase in intact cells 10 and indicate their potential to block cellular transformation by activated Ras oncogenes. Microscopic and photographic examination of the Ras-transfected COS cells following treatment with compound 530.00 indicated that they also blocked phenotypic changes induced by expression of oncogenic Ras. Cells expressing oncogenic Ras-CVLS overgrew the 15 monolayer and formed dense foci of cells. This response to oncogenic Ras-CVLS was inhibited by compound 530.00 in the 10-100 μM range.

Compounds of this invention also inhibited the growth of Ras-transformed tumor cells in the Mat assay. For example, compound 530.00 20 inhibited with an IC<sub>50</sub> value of 12.5 μM. This compound only displayed cytotoxic activity against the normal cell monolayer at higher concentrations (IC<sub>50</sub> of 100 μM). Some compounds tested in this assay had little (515.00, 612.00, 614.00, 618.00 and 642.00) or no (500.00) 25 selective antiproliferative activity against Ras-transformed cells versus normal cells.

In Vivo Anti-Tumor Studies:

Tumor cells (5 x 10<sup>5</sup> to 8 x 10<sup>6</sup> of M27 [mouse Lewis lung carcinoma], A431 [human epidermal carcinoma] or SW620 [human colon adenocarcinoma (lymph node metastasis)]) are inoculated 30 subcutaneously into the flank of 5-6 week old athymic nu/nu female mice. For the C-f-1 [mouse fibroblast transformed with c-fos oncogene] tumor model, 2 mm<sup>3</sup> tumor fragments are transplanted subcutaneously into the flank of 5-6 week old athymic nu/nu female mice. Tumor bearing animals are selected and randomized when the tumors are established. Animals 35 are treated with vehicle (beta cyclodextran for i.p. or corn oil for p.o.) only or compounds in vehicle twice a day (BID) for 5 (1-5) or 7 (1-7) days per week for 2 (x2) or 4 (x4) weeks. The percent inhibition of tumor growth

- 100 -

relative to vehicle controls are determined by tumor measurements. The results are reported in Table 5.

**TABLE 5**  
**In-Vivo Anti-Tumor Results**

5

s.c.Tumor	Route & Schedule	% Inhibition for 530.00
M27	po, BID, 1-7, x4	49
A431	po, BID, 1-5, x4	20.3
A431	po, BID, 1-5, x4	58.2
C-f-1	ip, BID, 1-5, x2	17.8
C-f-1	po, BID, 1-5, x4	69
SW-620	po, BID, 1-5, x4	73

Additional results for the compound of Formula 530.00 are: (a) in the SW620 cell line, at a dose of 100 MPK, for a schedule of po, 10/wk, x4 (10 times per week for 4 weeks), the average % tumor inhibition was 57; and (b) in the M27 cell line, at a dose of 100 MPK, for a schedule of po, 14/wk, x4 (14 times per week for 4 weeks), the average % tumor inhibition was 37.

For preparing pharmaceutical compositions from the compounds described by this invention, inert, pharmaceutically acceptable carriers can be either solid or liquid. Solid form preparations include powders, tablets, dispersible granules, capsules, cachets and suppositories. The powders and tablets may be comprised of from about 5 to about 70 percent active ingredient. Suitable solid carriers are known in the art, e.g. magnesium carbonate, magnesium stearate, talc, sugar, lactose. Tablets, powders, capsules and capsules can be used as solid dosage forms suitable for oral administration.

For preparing suppositories, a low melting wax such as a mixture of fatty acid glycerides or cocoa butter is first melted, and the active ingredient is dispersed homogeneously therein as by stirring. The molten homogeneous mixture is then poured into convenient sized molds, allowed to cool and thereby solidify.

Liquid form preparations include solutions, suspensions and emulsions. As an example may be mentioned water or water-propylene glycol solutions for parenteral injection.

- 101 -

Liquid form preparations may also include solutions for intranasal administration.

Aerosol preparations suitable for inhalation may include solutions and solids in powder form, which may be in combination with a  
5 pharmaceutically acceptable carrier, such as an inert compressed gas.

Also included are solid form preparations which are intended to be converted, shortly before use, to liquid form preparations for either oral or parenteral administration. Such liquid forms include solutions, suspensions and emulsions.

10 The compounds of the invention may also be deliverable transdermally. The transdermal compositions can take the form of creams, lotions, aerosols and/or emulsions and can be included in a transdermal patch of the matrix or reservoir type as are conventional in the art for this purpose.

15 Preferably the compound is administered orally.

Preferably, the pharmaceutical preparation is in unit dosage form. In such form, the preparation is subdivided into unit doses containing appropriate quantities of the active component, e.g., an effective amount to achieve the desired purpose.

20 The quantity of active compound in a unit dose of preparation may be varied or adjusted from about 0.1 mg to 1000 mg, more preferably from about 1 mg. to 300 mg, according to the particular application.

The actual dosage employed may be varied depending upon the requirements of the patient and the severity of the condition being treated.

25 Determination of the proper dosage for a particular situation is within the skill of the art. Generally, treatment is initiated with smaller dosages which are less than the optimum dose of the compound. Thereafter, the dosage is increased by small increments until the optimum effect under the circumstances is reached. For convenience, the total daily dosage may be  
30 divided and administered in portions during the day if desired.

The amount and frequency of administration of the compounds of the invention and the pharmaceutically acceptable salts thereof will be regulated according to the judgment of the attending clinician considering such factors as age, condition and size of the patient as well as severity of  
35 the symptoms being treated. A typical recommended dosage regimen is oral administration of from 10 mg to 2000 mg/day preferably 10 to 1000 mg/day, in two to four divided doses to block tumor growth. The compounds are non-toxic when administered within this dosage range.

The following are examples of pharmaceutical dosage forms which contain a compound of the invention. The scope of the invention in its pharmaceutical composition aspect is not to be limited by the examples provided.

5

### Pharmaceutical Dosage Form Examples

#### EXAMPLE A

##### Tablets

No.	Ingredients	mg/tablet	mg/tablet
1.	Active compound	100	500
2.	Lactose USP	122	113
3.	Corn Starch, Food Grade, as a 10% paste in Purified Water	30	40
4.	Corn Starch, Food Grade	45	40
5.	Magnesium Stearate	<u>  3</u>	<u>  7</u>
Total		300	700

##### Method of Manufacture

Mix Item Nos. 1 and 2 in a suitable mixer for 10–15 minutes.

- 10 Granulate the mixture with Item No. 3. Mill the damp granules through a coarse screen (e.g., 1/4", 0.63 cm) if necessary. Dry the damp granules. Screen the dried granules if necessary and mix with Item No. 4 and mix for 10–15 minutes. Add Item No. 5 and mix for 1–3 minutes. Compress the mixture to appropriate size and weigh on a suitable tablet machine.

15

#### EXAMPLE B

##### Capsules

No.	Ingredient	mg/capsule	mg/capsule
1.	Active compound	100	500
2.	Lactose USP	106	123
3.	Corn Starch, Food Grade	40	70
4.	Magnesium Stearate NF	<u>  7</u>	<u>  7</u>
Total		253	700



- 103 -

Method of Manufacture

Mix Item Nos. 1, 2 and 3 in a suitable blender for 10-15 minutes. Add Item No. 4 and mix for 1-3 minutes. Fill the mixture into suitable two-piece hard gelatin capsules on a suitable encapsulating machine.

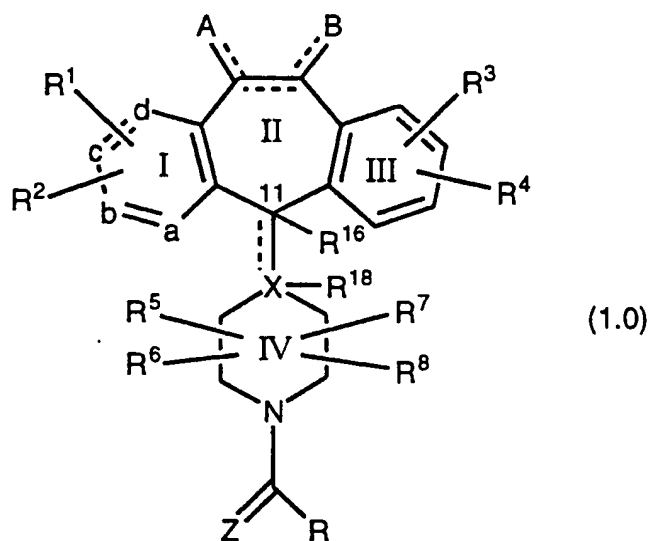
5

While the present invention has been described in conjunction with the specific embodiments set forth above, many alternatives, modifications and variations thereof will be apparent to those of ordinary skill in the art. All such alternatives, modifications and variations are intended to fall  
10 within the spirit and scope of the present invention.

- 104 -

WHAT IS CLAIMED IS:

1. A method for inhibiting the abnormal growth of cells comprising administering an effective amount of a compound of Formula 1.0:



or a pharmaceutically acceptable salt or solvate thereof, wherein:

- one of a, b, c and d represents N or NR<sup>9</sup> wherein R<sup>9</sup> is O<sup>-</sup>, -CH<sub>3</sub> or -(CH<sub>2</sub>)<sub>n</sub>CO<sub>2</sub>H wherein n is 1 to 3, and the remaining a, b, c and d groups represent CR<sup>1</sup> or CR<sup>2</sup>;

each R<sup>1</sup> and each R<sup>2</sup> is independently selected from H, halo, -CF<sub>3</sub>, -OR<sup>10</sup>, -COR<sup>10</sup>, -SR<sup>10</sup>, -N(R<sup>10</sup>)<sub>2</sub>, -NO<sub>2</sub>, -OC(O)R<sup>10</sup>, -CO<sub>2</sub>R<sup>10</sup>, -OCO<sub>2</sub>R<sup>11</sup>, benzotriazol-1-yloxy, CN, alkynyl, alkenyl or alkyl, said alkyl or alkenyl group optionally being substituted with halo, -OR<sup>10</sup> or -CO<sub>2</sub>R<sup>10</sup>;

R<sup>3</sup> and R<sup>4</sup> are the same or different and each independently represents H, any of the substituents of R<sup>1</sup> and R<sup>2</sup>, or R<sup>3</sup> and R<sup>4</sup> together can represent a saturated or unsaturated C<sub>5</sub>-C<sub>7</sub> fused ring to the benzene ring (Ring III);

R<sup>5</sup>, R<sup>6</sup>, R<sup>7</sup> and R<sup>8</sup> each independently represents H, -CF<sub>3</sub>, alkyl or aryl, said alkyl or aryl optionally being substituted with -OR<sup>10</sup>, -SR<sup>10</sup>, -N(R<sup>10</sup>)<sub>2</sub>, -NO<sub>2</sub>, -COR<sup>10</sup>, -OCOR<sup>10</sup>, -OCO<sub>2</sub>R<sup>11</sup>, -CO<sub>2</sub>R<sup>10</sup>, OPO<sub>3</sub>R<sup>10</sup> or one of R<sup>5</sup>, R<sup>6</sup>, R<sup>7</sup> and R<sup>8</sup> can be taken in combination with R as defined below to represent -(CH<sub>2</sub>)<sub>r</sub> wherein r is 1 to 4 which can be substituted with lower alkyl, lower alkoxy, -CF<sub>3</sub> or aryl;

R<sup>10</sup> represents H, alkyl, aryl, or aralkyl;

R<sup>11</sup> represents alkyl or aryl;

- 105 -

R<sup>16</sup> and R<sup>18</sup> represent H and F respectively, or F and H respectively, when the bond to X is a single bond and X is carbon; or

R<sup>16</sup> and R<sup>18</sup> each represent H when the bond to X is a single bond;

X represents N or C, which C may contain an optional double bond  
5 (represented by the dotted line) to carbon atom 11;

the dotted line between carbon atoms 5 and 6 represents an optional double bond, such that when a double bond is present, A and B independently represent -R<sup>10</sup>, halo -OR<sup>11</sup>, -OCO<sub>2</sub>R<sup>11</sup> or -OC(O)R<sup>10</sup>, and  
10 each independently represent H<sub>2</sub>, -(OR<sup>11</sup>)<sub>2</sub>; H and halo, dihalo, alkyl and H, (alkyl)<sub>2</sub>, -H and -OC(O)R<sup>10</sup>, H and -OR<sup>10</sup>, =O, aryl and H, =NOR<sup>10</sup> or -O-(CH<sub>2</sub>)<sub>p</sub>-O- wherein p is 2, 3 or 4;

Z represents O; and

R represents -SR<sup>65</sup> wherein R<sup>65</sup> is alkyl, aryl, heteroaryl, 2-,3-, or 4-  
15 piperidyl or N-substituted piperidyl, wherein the substituent on said N-substituted piperidyl is C<sub>1</sub> to C<sub>4</sub> alkyl, alkylcarbonyl or -C(O)NH(R<sup>10</sup>) wherein R<sup>10</sup> is H or alkyl; or

R represents -OR<sup>20</sup> wherein R<sup>20</sup> is C<sub>1</sub> to C<sub>12</sub> alkyl, substituted C<sub>1</sub> to C<sub>12</sub> alkyl, phenyl, substituted phenyl, C<sub>7</sub> to C<sub>12</sub> phenylalkyl, C<sub>7</sub> to C<sub>12</sub>  
20 phenylalkyl wherein the phenyl moiety is substituted, heteroaryl, or R<sup>20</sup> is -2, -3, or -4 piperidyl or N-substituted piperidyl, wherein the substituents on said substituted C<sub>1</sub> to C<sub>12</sub> alkyl are selected from amino or substituted amino, with the proviso that said amino or said substituted amino for said C<sub>1</sub> to C<sub>12</sub> alkyl is not on C<sub>1</sub>, and the substituents on said substituted  
25 amino are selected from C<sub>1</sub> to C<sub>6</sub> alkyl, the substituents on said substituted phenyl and on said substituted phenyl moiety of the C<sub>7</sub> to C<sub>12</sub> phenylalkyl are selected from C<sub>1</sub> to C<sub>6</sub> alkyl and halo, and the substituent on said N-substituted piperidyl is C<sub>1</sub> to C<sub>4</sub> alkyl, alkylcarbonyl or -C(O)NH(R<sup>10</sup>) wherein R<sup>10</sup> is H or alkyl.

30

2. The method of Claim 1 wherein a is N and b, c, and d are carbon; R<sup>1</sup> and R<sup>2</sup> are the same or different and each is independently selected from H, halo, -CF<sub>3</sub>, C<sub>1</sub> to C<sub>4</sub> alkyl, or benzotriazol-1-yloxy; R<sup>3</sup> and R<sup>4</sup> are the same or different and each is independently selected from H or  
35 halo, and R<sup>3</sup> is at the C-8 position and R<sup>4</sup> is at the C-9 position; when the double bond between carbon atoms 5 and 6 is present, A and B independently represent H, lower alkyl or alkyloxy; when the double bond between carbon atoms 5 and 6 is absent, A and B independently

- 106 -

represent H<sub>2</sub>, (-H and -OH) or =O; R<sup>5</sup>, R<sup>6</sup>, R<sup>7</sup>, and R<sup>8</sup> are H; and R represents -SR<sup>65</sup>.

3. The method of Claim 2 wherein R<sup>1</sup> and R<sup>2</sup> are  
5 independently selected from H, halo, C<sub>1</sub> to C<sub>4</sub> alkyl or benzotriazol-1-yloxy; R<sup>3</sup> is Cl; R<sup>4</sup> is H; and R<sup>65</sup> represents C<sub>1</sub> to C<sub>6</sub> alkyl, phenyl, substituted phenyl, 3-pyridyl, 4-pyridyl, 3-pyridyl N-oxide, 4-pyridyl N-oxide, 3-piperidyl, 4-piperidyl, 3-N-substituted piperidyl, or 4-N-substituted piperidyl, wherein the substituent on said N-substituted piperidyl is  
10 selected from C<sub>1</sub> to C<sub>4</sub> alkyl, alkylcarbonyl or -C(O)NH(R<sup>10</sup>) wherein R<sup>10</sup> is H or alkyl.

4. The method of Claim 3 wherein R<sup>1</sup> and R<sup>2</sup> are  
independently selected from H, Br, Cl or methyl; and R<sup>65</sup> represents,  
15 phenyl, substituted phenyl, 3-pyridyl, 4-pyridyl, 3-pyridyl N-oxide, 4-pyridyl N-oxide, 3-piperidyl, 4-piperidyl, 3-N-substituted piperidyl, or 4-N-substituted piperidyl, wherein the substituent on said N-substituted piperidyl is methyl.

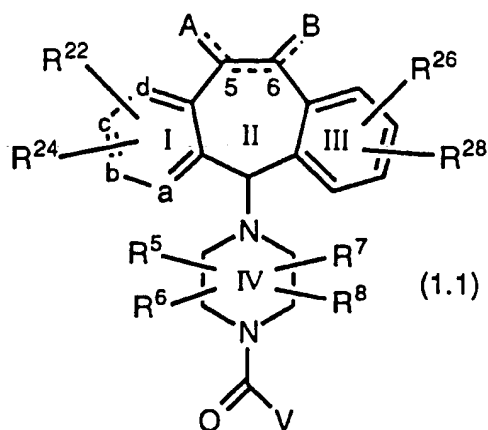
20 5. The method of Claim 1 wherein a is N and b, c, and d are carbon; R<sup>1</sup> and R<sup>2</sup> are the same or different and each is independently selected from H, halo, -CF<sub>3</sub>, C<sub>1</sub> to C<sub>4</sub> alkyl, or benzotriazol-1-yloxy; R<sup>3</sup> and R<sup>4</sup> are the same or different and each is independently selected from H or halo, and R<sup>3</sup> is at the C-8 position and R<sup>4</sup> is at the C-9 position; when the  
25 double bond between carbon atoms 5 and 6 is present, A and B independently represent H, lower alkyl or alkyloxy; when the double bond between carbon atoms 5 and 6 is absent, A and B independently represent H<sub>2</sub>, (-H and -OH) or =O; R<sup>5</sup>, R<sup>6</sup>, R<sup>7</sup>, and R<sup>8</sup> are H; and R represents -OR<sup>20</sup>.

30 6. The method of Claim 5 wherein R<sup>1</sup> and R<sup>2</sup> are independently selected from H, halo, C<sub>1</sub> to C<sub>4</sub> alkyl or benzotriazol-1-yloxy; R<sup>3</sup> is Cl; R<sup>4</sup> is H; and R<sup>20</sup> represents C<sub>1</sub> to C<sub>6</sub> alkyl, phenyl, substituted phenyl, 3-pyridyl, 4-pyridyl, 3-pyridyl N-oxide, 4-pyridyl N-oxide, 3-piperidyl, 4-piperidyl, 3-N-substituted piperidyl, or 4-N-substituted  
35 piperidyl, wherein the substituent on said N-substituted piperidyl is selected from C<sub>1</sub> to C<sub>4</sub> alkyl, alkylcarbonyl or -C(O)NH(R<sup>10</sup>) wherein R<sup>10</sup> is H or alkyl.

- 107 -

7. The method of Claim 6 wherein R<sup>1</sup> and R<sup>2</sup> are independently selected from H, Br, Cl or methyl; and R<sup>20</sup> represents, phenyl, substituted phenyl, 3-pyridyl, 4-pyridyl, 3-pyridyl N-oxide, 4-pyridyl N-oxide, 3-piperidyl, 4-piperidyl, 3-N-substituted piperidyl, or 4-N-substituted piperidyl, wherein the substituent on said N-substituted piperidyl is methyl.
8. The method of Claim 1 wherein the compound is selected from the group consisting of compounds of the structures: 500.00, 530.00, 565.00, 580.00, 595.00, 600.00, 604.00, 608.00, 610.00, 612.00, 618.00, 626.00, 642.00, 644.00, 656.00, 662.00, and 676.00; or the compound is selected from the compound of Example 32 or 33.
9. The method of Claim 1 wherein the cells inhibited are tumor cells expressing an activated Ras oncogene.
10. The method of Claim 9 wherein the cells inhibited are pancreatic tumor cells, lung cancer tumor cells, epidermal carcinoma tumor cells, myeloid leukemia tumor cells, thyroid follicular tumor cells, myelodysplastic cells, bladder carcinoma tumor cells or colon tumor cells.
11. The method of Claim 1 wherein the inhibition of the abnormal growth of cells occurs by the inhibition of ras farnesyl protein transferase.
12. The method of Claim 1 wherein the inhibition is of tumor cells wherein Ras protein is activated as a result of oncogenic mutation in genes other than the Ras gene.
13. A compound selected from a compound of the formula:

- 108 -



or a pharmaceutically acceptable salt or solvate thereof, wherein:

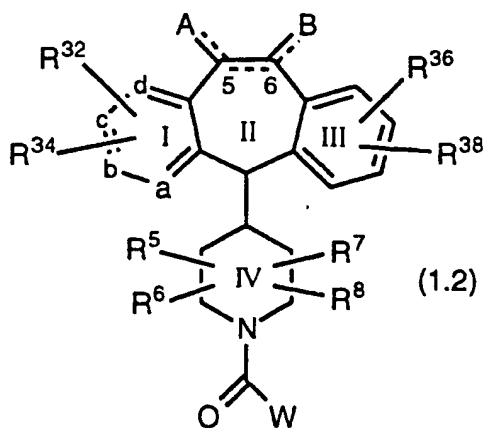
a, b, c, d, A, B, R<sup>5</sup>, R<sup>6</sup>, R<sup>7</sup>, and R<sup>8</sup> are as defined for Formula 1.0 in Claim 1;

- 5 R<sup>22</sup> and R<sup>24</sup> are the same or different and each independently represents any of the substituents of R<sup>1</sup> and R<sup>2</sup> for Formula 1.0 in Claim 1;  
 R<sup>26</sup> and R<sup>28</sup> are the same or different and each independently represents any of the substituents of R<sup>3</sup> and R<sup>4</sup> for Formula 1.0 of Claim 1;  
 V represents -OR<sup>30</sup> or -SR<sup>70</sup>;

- 10 R<sup>30</sup> represents aralkyl, aryl, heteroaryl, alkyl, -2-, -3-, or -4 piperidyl or N-substituted piperidyl, wherein the substituent on said N-substituted piperidyl is C<sub>1</sub> to C<sub>4</sub> alkyl, alkylcarbonyl or -C(O)NH(R<sup>10</sup>) wherein R<sup>10</sup> is H or alkyl;

- R<sup>70</sup> represents aryl, heteroaryl, 2-,3-, or 4-piperidyl or N-substituted  
 15 piperidyl, wherein the substituent on said N-substituted piperidyl is C<sub>1</sub> to C<sub>4</sub> alkyl, alkylcarbonyl or -C(O)NH(R<sup>10</sup>) wherein R<sup>10</sup> is H or alkyl; and

the dotted line between carbons 5 and 6 represent an optional double bond;



- 109 -

or a pharmaceutically acceptable salt or solvate thereof, wherein:

a, b, c, d, A, B, R<sup>5</sup>, R<sup>6</sup>, R<sup>7</sup>, and R<sup>8</sup> are as defined for Formula 1.0 in Claim 1;

R<sup>32</sup> and R<sup>34</sup> are the same or different and each independently represents any of the substituents of R<sup>1</sup> and R<sup>2</sup> for Formula 1.0 in Claim 1;

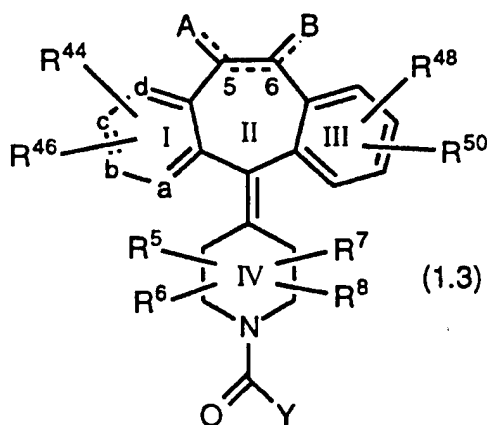
R<sup>36</sup> and R<sup>38</sup> are the same or different and each independently represents any of the substituents of R<sup>3</sup> and R<sup>4</sup> for Formula 1.0 in Claim 1;

W represents -OR<sup>40</sup> or -SR<sup>70</sup>;

R<sup>40</sup> represents alkyl, aryl, heteroaryl, or -2, -3, or -4 piperidyl or N-substituted piperidyl, wherein the substituent on said N-substituted piperidyl is C<sub>1</sub> to C<sub>4</sub> alkyl, alkylcarbonyl or -C(O)NH(R<sup>10</sup>) wherein R<sup>10</sup> is H or alkyl;

R<sup>70</sup> represents aryl, heteroaryl, 2-,3-, or 4-piperidyl or N-substituted piperidyl, wherein the substituent on said N-substituted piperidyl is C<sub>1</sub> to C<sub>4</sub> alkyl, alkylcarbonyl or -C(O)NH(R<sup>10</sup>) wherein R<sup>10</sup> is H or alkyl; and

the dotted line between carbons 5 and 6 represent an optional double bond;



or a pharmaceutically acceptable salt or solvate thereof, wherein:

a, b, c, d, A, B, R<sup>5</sup>, R<sup>6</sup>, R<sup>7</sup>, and R<sup>8</sup> are as defined for Formula 1.0;

R<sup>44</sup> and R<sup>46</sup> are the same or different and each independently represents any of the substituents of R<sup>1</sup> and R<sup>2</sup> of Formula 1.0 in Claim 1;

R<sup>48</sup> and R<sup>50</sup> are the same or different and each independently represents any of the substituents of R<sup>3</sup> and R<sup>4</sup> of formula 1.0 in Claim 1;

Y represents -OR<sup>52</sup> or -SR<sup>70</sup>;

R<sup>52</sup> represents aralkyl, aryl, heteroaryl, alkyl, or -2, -3, or -4 piperidyl or N-substituted piperidyl, wherein the substituent on said N-substituted

- 110 -

piperidyl is C<sub>1</sub> to C<sub>4</sub> alkyl, alkylcarbonyl or -C(O)NH(R<sup>10</sup>) wherein R<sup>10</sup> is H or alkyl;

R<sup>70</sup> represents aryl, heteroarylalkyl, 2-,3-, or 4-piperidyl or N-substituted piperidyl, wherein the substituent on said N-substituted  
5 piperidyl is C<sub>1</sub> to C<sub>4</sub> alkyl, alkylcarbonyl or -C(O)NH(R<sup>10</sup>) wherein R<sup>10</sup> is H or alkyl; and

the dotted line between carbons 5 and 6 represent an optional double bond; and

with the provisos that: (a) when Y represents -OR<sup>52</sup>, and when there  
10 is a single bond between carbon atoms 5 and 6, and when both R<sup>44</sup> and R<sup>46</sup> are hydrogen, and when both R<sup>48</sup> and R<sup>50</sup> are H, then R<sup>52</sup> is not phenyl; and (b) when Y represents -OR<sup>52</sup>, and when there is a single bond between carbon atoms 5 and 6, and when both R<sup>44</sup> and R<sup>46</sup> are hydrogen, and when R<sup>48</sup> is Cl at the C-8 position and R<sup>50</sup> is H, then R<sup>52</sup> is not ethyl.

15

14. The compound of Claim 13 wherein a represents N and the remaining b, c, and d groups represent carbon; each R<sup>22</sup> and R<sup>24</sup>, or each R<sup>32</sup> and R<sup>34</sup>, or each R<sup>44</sup> and R<sup>46</sup> is independently selected from H, -CF<sub>3</sub>, halo, benzotriazol-1yloxy or C<sub>1</sub> to C<sub>4</sub> alkyl; each R<sup>26</sup> and R<sup>28</sup>, or each R<sup>36</sup>  
20 and R<sup>38</sup>, or each R<sup>48</sup> and R<sup>50</sup> are the same or different and each independently represents H or halo; R<sup>5</sup>, R<sup>6</sup>, R<sup>7</sup> and R<sup>8</sup> each independently represents H; when the dotted line between carbon atoms 5 and 6 represents a double bond, then A and B independently represent H, and when no double bond is present between carbon atoms 5 and 6,  
25 then A and B each independently represent H<sub>2</sub>.

15. The compound of Claim 14 wherein the compound is the compound of Formula 1.1 and V represents -OR<sup>30</sup>; R<sup>22</sup> and R<sup>24</sup> are independently selected from H, halo, benzotriazol-1yloxy or C<sub>1</sub> to C<sub>4</sub> alkyl;  
30 R<sup>26</sup> is Cl at the C-8 position; R<sup>28</sup> is H; and R<sup>30</sup> represents phenyl, substituted phenyl, 3-pyridyl, 4-pyridyl, 3-pyridyl N-oxide, 4-pyridyl N-oxide, or 3- or 4-piperidyl or N-substituted piperidyl, wherein the substituent on said N-substituted piperidyl is C<sub>1</sub> to C<sub>4</sub> alkyl, alkylcarbonyl or -C(O)NH(R<sup>10</sup>) wherein R<sup>10</sup> is H or alkyl.

35

16. The compound of Claim 15 wherein R<sup>30</sup> represents phenyl, substituted phenyl, 3-pyridyl, 4-pyridyl, 3-pyridyl N-oxide, 4-pyridyl N-oxide, or 3- or 4-piperidyl or N-substituted piperidyl, wherein the



- 111 -

substituent on said N-substituted piperidyl is methyl; and R<sup>22</sup> and R<sup>24</sup> are independently selected from H, Br, Cl or methyl.

17. The compound of Claim 14 wherein the compound is the  
5 compound of Formula 1.2 and W represents -OR<sup>40</sup>; R<sup>32</sup> and R<sup>34</sup> are independently selected from H, halo, benzotriazol-1yloxy or C<sub>1</sub> to C<sub>4</sub> alkyl; R<sup>36</sup> is Cl at the C-8 position; R<sup>38</sup> is H; and R<sup>40</sup> represents phenyl, substituted phenyl, 3-pyridyl, 4-pyridyl, 3-pyridyl N-oxide, 4-pyridyl N-oxide, or 3- or 4-piperidyl or N-substituted piperidyl, wherein the  
10 substituent on said N-substituted piperidyl is C<sub>1</sub> to C<sub>4</sub> alkyl, alkylcarbonyl or -C(O)NH(R<sup>10</sup>) wherein R<sup>10</sup> is H or alkyl.

18. The compound of Claim 17 wherein R<sup>40</sup> represents phenyl, substituted phenyl, 3-pyridyl, 4-pyridyl, 3-pyridyl N-oxide, 4-pyridyl N-oxide, or 3- or 4-piperidyl or N-substituted piperidyl, wherein the  
15 substituent on said N-substituted piperidyl is methyl; and R<sup>32</sup> and R<sup>34</sup> are independently selected from H, Br, Cl or methyl.

19. The compound of Claim 14 wherein the compound is the  
20 compound of Formula 1.3 and Y represents -OR<sup>52</sup>; R<sup>44</sup> and R<sup>46</sup> are independently selected from H, halo, benzotriazol-1yloxy or C<sub>1</sub> to C<sub>4</sub> alkyl; R<sup>48</sup> is Cl at the C-8 position; R<sup>50</sup> is H; and R<sup>52</sup> represents phenyl, substituted phenyl, 3-pyridyl, 4-pyridyl, 3-pyridyl N-oxide, 4-pyridyl N-oxide, or 3- or 4-piperidyl or N-substituted piperidyl, wherein the  
25 substituent on said N-substituted piperidyl is C<sub>1</sub> to C<sub>4</sub> alkyl, alkylcarbonyl or -C(O)NH(R<sup>10</sup>) wherein R<sup>10</sup> is H or alkyl.

20. The compound of Claim 19 wherein R<sup>52</sup> represents phenyl, substituted phenyl, 3-pyridyl, 4-pyridyl, 3-pyridyl N-oxide, 4-pyridyl N-oxide, or 3- or 4-piperidyl or N-substituted piperidyl, wherein the  
30 substituent on said N-substituted piperidyl is methyl; and R<sup>44</sup> and R<sup>46</sup> are independently selected from H, Br, Cl or methyl..

21. The compound of Claim 14 wherein the compound is the  
35 compound of Formula 1.3 and Y is -SR<sup>70</sup>; R<sup>44</sup> and R<sup>46</sup> are independently selected from H, halo, benzotriazol-1yloxy or C<sub>1</sub> to C<sub>4</sub> alkyl; R<sup>48</sup> is Cl at the C-8 position; R<sup>50</sup> is H; and R<sup>70</sup> represents phenyl, substituted phenyl, 3-pyridyl, 4-pyridyl, 3-pyridyl N-oxide, 4-pyridyl N-oxide, or 3- or 4-piperidyl

or N-substituted piperidyl, wherein the substituent on said N-substituted piperidyl is C<sub>1</sub> to C<sub>4</sub> alkyl, alkylcarbonyl or -C(O)NH(R<sup>10</sup>) wherein R<sup>10</sup> is H or alkyl.

5           22.    The compound of Claim 21 wherein R<sup>70</sup> represents phenyl, substituted phenyl, 3-pyridyl, 4-pyridyl, 3-pyridyl N-oxide, 4-pyridyl N-oxide, or 3- or 4-piperidyl or N-substituted piperidyl, wherein the substituent on said N-substituted piperidyl is methyl; and R<sup>44</sup> and R<sup>46</sup> are independently selected from H, Br, Cl or methyl.

10           23.    The compound of Claim 14 wherein the compound in the compound of Formula 1.2 and W is -SR<sup>70</sup>; R<sup>32</sup> and R<sup>34</sup> are independently selected from H, halo, benzotriazol-1yloxy or C<sub>1</sub> to C<sub>4</sub> alkyl; R<sup>36</sup> is Cl at the C-8 position; R<sup>38</sup> is H; and R<sup>70</sup> represents phenyl, substituted phenyl, 3-  
15    pyridyl, 4-pyridyl, 3-pyridyl N-oxide, 4-pyridyl N-oxide, or 3- or 4-piperidyl or N-substituted piperidyl, wherein the substituent on said N-substituted piperidyl is C<sub>1</sub> to C<sub>4</sub> alkyl, alkylcarbonyl or -C(O)NH(R<sup>10</sup>) wherein R<sup>10</sup> is H or alkyl.

20           24.    The compound of Claim 23 wherein R<sup>70</sup> represents phenyl, substituted phenyl, 3-pyridyl, 4-pyridyl, 3-pyridyl N-oxide, 4-pyridyl N-oxide, or 3- or 4-piperidyl or N-substituted piperidyl, wherein the substituent on said N-substituted piperidyl is methyl; and R<sup>32</sup> and R<sup>34</sup> are independently selected from H, Br, Cl or methyl.

25           25.    The compound of Claim 14 wherein the compound in the compound of Formula 1.1 and V is -SR<sup>70</sup>; R<sup>22</sup> and R<sup>24</sup> are independently selected from H, halo, benzotriazol-1yloxy or C<sub>1</sub> to C<sub>4</sub> alkyl; R<sup>26</sup> is Cl at the C-8 position; R<sup>28</sup> is H; and R<sup>70</sup> represents phenyl, substituted phenyl, 3-  
30    pyridyl, 4-pyridyl, 3-pyridyl N-oxide, 4-pyridyl N-oxide, or 3- or 4-piperidyl or N-substituted piperidyl, wherein the substituent on said N-substituted piperidyl is C<sub>1</sub> to C<sub>4</sub> alkyl, alkylcarbonyl or -C(O)NH(R<sup>10</sup>) wherein R<sup>10</sup> is H or alkyl.

35           26.    The compound of Claim 25 wherein R<sup>70</sup> represents phenyl, substituted phenyl, 3-pyridyl, 4-pyridyl, 3-pyridyl N-oxide, 4-pyridyl N-oxide, or 3- or 4-piperidyl or N-substituted piperidyl, wherein the

- 113 -

substituent on said N-substituted piperidyl is methyl; and R<sup>22</sup> and R<sup>24</sup> are independently selected from H, Br, Cl or methyl.

27. The compound of Claim 13 selected from a compound of the structure: 550.00, 600.00, 604.00, 608.00, 610.00, 618.00, 626.00, 676.00, 612.00, 565.00, 580.00, 595.00, 642.00, 644.00, 656.00, or 662.00; or from the compound of Example 32 or Example 33.

28. A pharmaceutical composition, for use in inhibiting the growth of abnormal cells, comprising a pharmaceutically acceptable carrier and an effective amount of a compound of Claim 13.

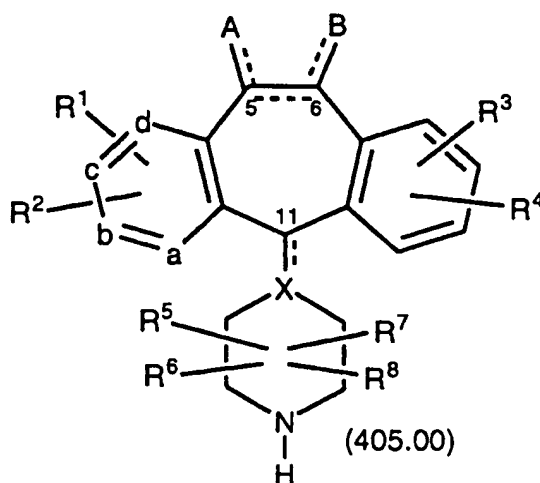
29. The use of a compound of Claim 13 for the manufacture of a medicament for use in inhibiting growth of abnormal cells.

15

30. The use of a compound of Claim 13 in inhibiting the growth of abnormal cells.

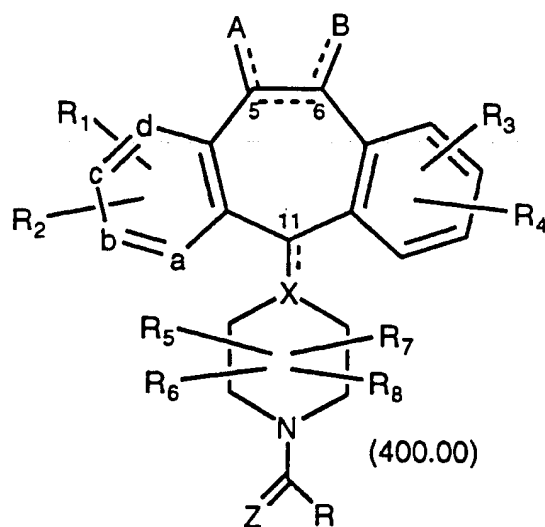
31. A process for preparing a compound of Claim 13 comprising:  
(A) Reacting a compound of Formula 405.00

20

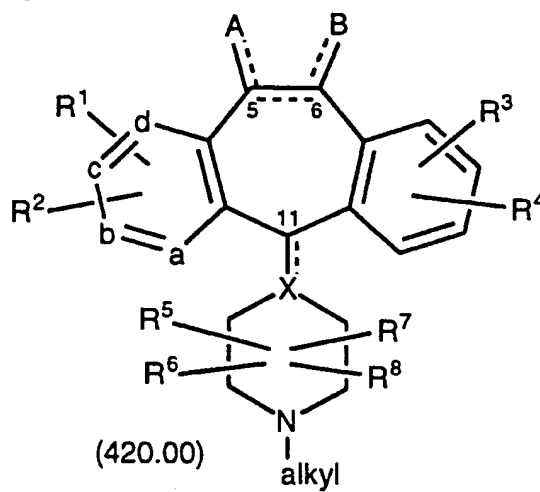


with RC(O)L, wherein R is as defined for Formula 1.0, in the presence of a base to produce compounds of Formula 400.00:

- 114 -

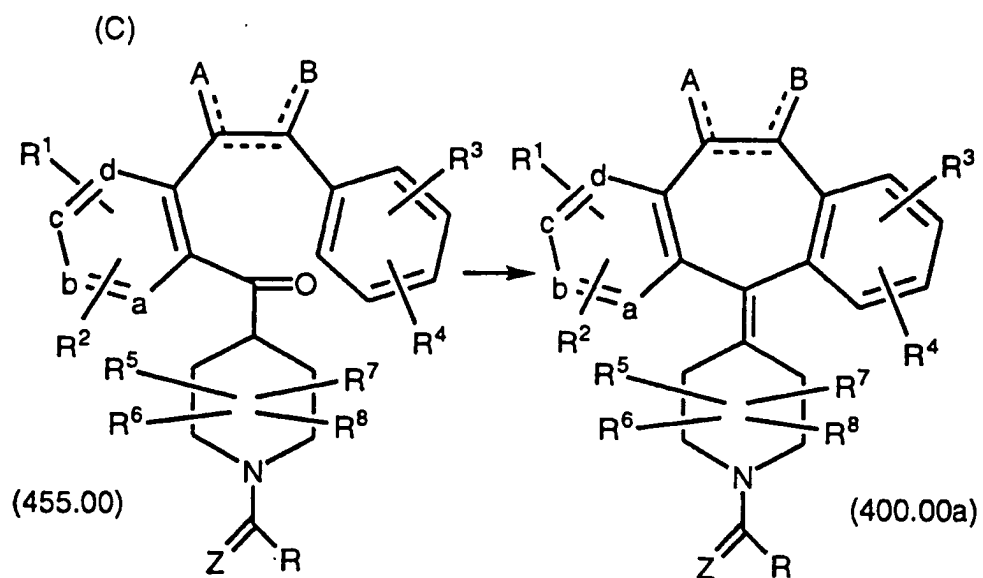


(B) Reacting a compound of Formula 420.00



- 5 with a chloroformate  $RC(O)L$ , wherein L is halo and R is as defined for Formula 1.0 in Claim 1, to produce a compound of Formula 400.00; or

- 115 -



Cyclizing a compound of Formula 455.00 with a strong acid to produce a compound of Formula 400.00a.

# INTERNATIONAL SEARCH REPORT

Internat. Application No  
PCT/US 94/11391

A. CLASSIFICATION OF SUBJECT MATTER  
IPC 6 C07D401/04 A61K31/445 C07D221/16 C07D401/14 C07D401/12

According to International Patent Classification (IPC) or to both national classification and IPC

**B. FIELDS SEARCHED**

Minimum documentation searched (classification system followed by classification symbols)  
IPC 6 C07D

Documentation searched other than minimum documentation to the extent that such documents are included in the fields searched

Electronic data base consulted during the international search (name of data base and, where practical, search terms used)

**C. DOCUMENTS CONSIDERED TO BE RELEVANT**

Category*	Citation of document, with indication, where appropriate, of the relevant passages	Relevant to claim No.
X	EP,A,0 042 544 (SCHERING CORPORATION) 30 December 1981 see claims ---	13-27
X	EP,A,0 270 818 (SCHERING CORPORATION) 15 June 1988 see claims ---	13-27
X	US,A,4 863 931 (DORIS P. SCHUMACHER ET AL) 5 September 1989 see the whole document ---	13-27
	-/--	

Further documents are listed in the continuation of box C.

Patent family members are listed in annex.

\* Special categories of cited documents :

- \*A\* document defining the general state of the art which is not considered to be of particular relevance
- \*E\* earlier document but published on or after the international filing date
- \*L\* document which may throw doubts on priority claim(s) or which is cited to establish the publication date of another citation or other special reason (as specified)
- \*O\* document referring to an oral disclosure, use, exhibition or other means
- \*P\* document published prior to the international filing date but later than the priority date claimed

- \*T\* later document published after the international filing date or priority date and not in conflict with the application but cited to understand the principle or theory underlying the invention
- \*X\* document of particular relevance; the claimed invention cannot be considered novel or cannot be considered to involve an inventive step when the document is taken alone
- \*Y\* document of particular relevance; the claimed invention cannot be considered to involve an inventive step when the document is combined with one or more other such documents, such combination being obvious to a person skilled in the art.
- \*&\* document member of the same patent family

Date of the actual completion of the international search

19 December 1994

Date of mailing of the international search report

29. 12. 94

Name and mailing address of the ISA  
European Patent Office, P.B. 5818 Patentlaan 2  
NL - 2280 HV Rijswijk  
Tel. (+ 31-70) 340-2040, Tx. 31 651 epo nl,  
Fax (+ 31-70) 340-3016

Authorized officer

Henry, J

## INTERNATIONAL SEARCH REPORT

International application No.

PCT/US94/11391

**Box I Observations where certain claims were found unsearchable (Continuation of item 1 of first sheet)**

This international search report has not been established in respect of certain claims under Article 17(2)(a) for the following reasons:

1.  Claims Nos.:  
because they relate to subject matter not required to be searched by this Authority, namely:  
Although claims 1-12 are directed to a method of treatment of the human body, the search has been carried out and based on the alleged effects of the compounds.
2.  Claims Nos.:  
because they relate to parts of the international application that do not comply with the prescribed requirements to such an extent that no meaningful international search can be carried out, specifically:
3.  Claims Nos.:  
because they are dependent claims and are not drafted in accordance with the second and third sentences of Rule 6.4(a).

**Box II Observations where unity of invention is lacking (Continuation of item 2 of first sheet)**

This International Searching Authority found multiple inventions in this international application, as follows:

1.  As all required additional search fees were timely paid by the applicant, this international search report covers all searchable claims.
2.  As all searchable claims could be searched without effort justifying an additional fee, this Authority did not invite payment of any additional fee.
3.  As only some of the required additional search fees were timely paid by the applicant, this international search report covers only those claims for which fees were paid, specifically claims Nos.:
4.  No required additional search fees were timely paid by the applicant. Consequently, this international search report is restricted to the invention first mentioned in the claims; it is covered by claims Nos.:

Remark on Protest

 The additional search fees were accompanied by the applicant's protest. No protest accompanied the payment of additional search fees.

## INTERNATIONAL SEARCH REPORT

Internation Application No  
PCT/US 94/11391

## C.(Continuation) DOCUMENTS CONSIDERED TO BE RELEVANT

Category *	Citation of document, with indication, where appropriate, of the relevant passages	Relevant to claim No.
X	ARZNEIMITTEL FORSCHUNG. DRUG RESEARCH, vol.36, no.9, September 1986, AULENDORF DE pages 1311 - 1314 F.J.VILLANI ET AL 'N-substituted 11-(4-pip eridylene)-5,6-dihydro-11H-benzo[5,6]cyclo hepta[1,2-b]pyridines' see the whole document ---	13-27
A	WO,A,92 11034 (THE WELLCOME FOUNDATION LIMITED) 9 July 1992 cited in the application see claims -----	1-12



# INTERNATIONAL SEARCH REPORT

Information on patent family members

Internat'l Application No

PCT/US 94/11391

Patent document cited in search report	Publication date	Patent family member(s)	Publication date
EP-A-0042544	30-12-81	US-A- 4282233	04-08-81
		AT-T- 9695	15-10-84
		AU-B- 543054	28-03-85
		AU-A- 7186281	24-12-81
		CA-A- 1160230	10-01-84
		JP-C- 1506964	13-07-89
		JP-A- 57035586	26-02-82
		JP-B- 63055513	02-11-88
		LU-A- 88359	04-05-94
		US-A- 4355036	19-10-82
		US-A- 4560688	24-12-85
		US-A- 4831042	16-05-89
		-----	
EP-A-0270818	15-06-88	US-A- 4826853	02-05-89
		AU-A- 7285991	30-05-91
		AU-B- 604285	13-12-90
		AU-A- 8336287	25-05-88
		CA-A- 1305147	14-07-92
		CA-A- 1321589	24-08-93
		EP-A- 0330673	06-09-89
		JP-B- 6078316	05-10-94
		JP-T- 2500910	29-03-90
		OA-A- 9546	31-01-93
		WO-A- 8803138	05-05-88
		US-A- 5089496	18-02-92
		ZA-A- 8708128	29-04-88
		-----	
US-A-4863931	05-09-89	AU-A- 4337289	18-04-90
		EP-A- 0359499	21-03-90
		EP-A- 0434759	03-07-91
		JP-B- 6031220	27-04-94
		JP-T- 3502696	20-06-91
		WO-A- 9003375	05-04-90
-----			
WO-A-9211034	09-07-92	AU-A- 9062691	22-07-92
		EP-A- 0563134	06-10-93
		JP-T- 6504772	02-06-94
-----			

**This Page Blank (uspto)**